

**FINE EAGLE CLAW SPINNING REELS
MADE IN ITALY BY RENOWNED ITALIAN CRAFTSMEN**

**EAGLE
CLAW**

**LIGHT WEIGHT FRESH WATER SPINNING REEL
WEIGHT 9½ OUNCES**

WITH COLLAPSIBLE BAIL FOR STORAGE

Congratulations!


You have just invested in a life-time of fishing pleasure.

Your new Eagle Claw light-weight fresh water spinning reel is the result of superb craftsmanship and skillful engineering. It's a fine quality fishing instrument in every sense of the word...designed and built to give you more than you expect of a spinning reel. Its incomparable features includes an extra durable, functionally designed frame of a special aluminum alloy with a rich brown and gold epoxy enamel finish, double baked for high resistance against scratching or marring. All metal parts are treated for protection against oxidation and corrosion. The Steel/Bronze Helical gears and ball bearing rotating head insures a smooth, quiet operation over a life-time of the hardest use.

MODEL ECP

FOR LIGHT SPINNING

WRIGHT & MCGILL COMPANY • DENVER, COLORADO 80220 U.S.A.



FACTS YOU SHOULD KNOW ABOUT YOUR REEL

Your new Eagle Claw open face spinning reel is built in Italy by skilled Italian craftsmen. Every model has been thoroughly tested by a selected group of Eagle Claw's Field Test Fishermen to be sure that these fine reels meet the exacting demands of the American sportsman. Every feature engineered into your new reel has been designed to give you years of pleasurable experiences with your spinning tackle.

Here are some of the fine features you'll enjoy from your spinning reel :

A. QUICK SPOOL RELEASE BUTTON. Just push the button...and your spool snaps off. Makes it easy to remove and change line spools.

B. ADJUSTABLE FRICTION DRAG Reduces line friction by spreading the load evenly. When a fish strikes, Eagle Claw's faultless drag pays out line at just the right tension to tire your fish.

C. HEAVY DUTY PICK-UP BAIL It's rugged---rustproof! The special hard chromed line roller will take a terrific beating. The pick-up bail locks positively in casting position.

D. ANTI-REVERSE Just flip this lever up when a fish strikes. Now the fish can't suddenly run away with the line.

HOW TO CARE FOR YOUR **EAGLE CLAW** SPINNING REEL

LUBRICATION

AND

MAINTENANCE

Your Eagle Claw spinning reel has been thoroughly checked and lubricated at the factory. When given reasonable care, your reel will last for many years without repair. The amount of regular maintenance required will depend upon how much you use your reel.

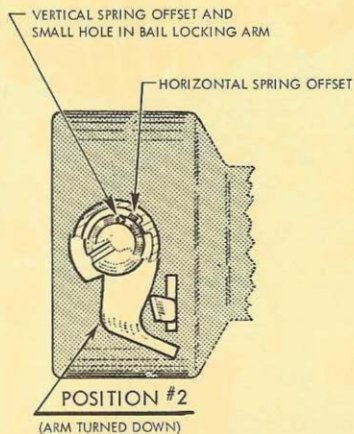
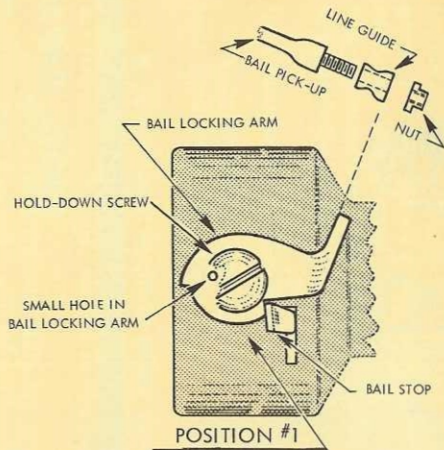
EVERY TWO OR THREE MONTHS (under normal use) unscrew the crank and put a few drops of a good grade light lubricating oil into the hole.

ONCE A YEAR remove the cover-plate and wash the parts carefully with a non-toxic cleaning agent. Lubricate the gears with grease and the rear parts of the pin and worm wheel with a few drops of light oil.

EVERY FIVE YEARS lubricate the ball bearing with ball-bearing grease.

AT THE SEASON'S END (or whenever your reel is to be unused for an extended period) remove the cover-plate, clean and lubricate as directed above.

SALT WATER FISHING . After fishing in saltwater, rinse your reel in warm fresh water to remove all salt residue. Oil all external moving parts and coat the entire reel with clean, light grease. The regular lubrication procedures outlined above should be performed more often if you fish in salt water over an extended period of time.



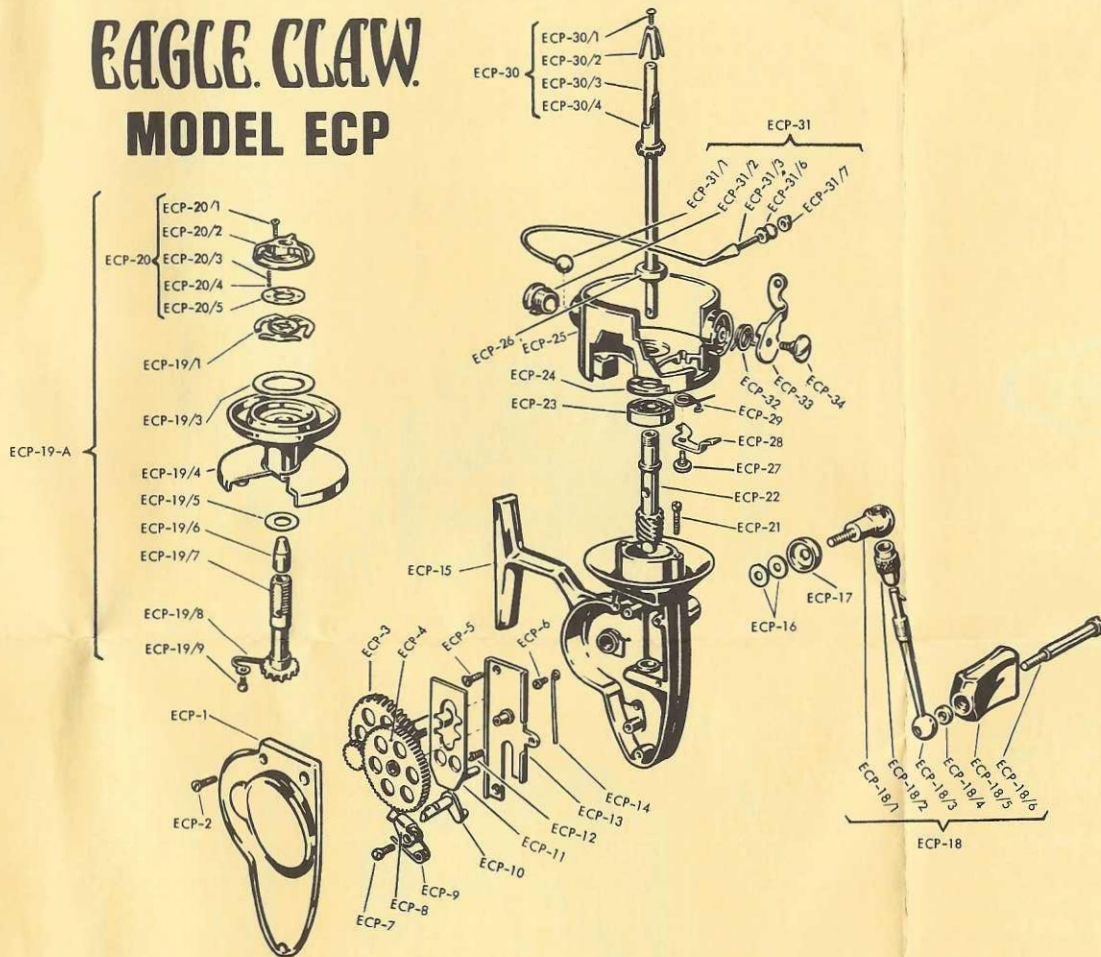
INSTRUCTIONS FOR INSTALLING BAIL SPRING

- 1 - IN POSITION #1 UNSCREW NUT AND REMOVE BAIL PICK-UP AND GUIDE LINE FROM BAIL LOCKING ARM.
- 2 - REMOVE HOLD-DOWN SCREW AND BAIL LOCKING ARM.
- 3 - PLACE NEW SPRING IN POCKET, AS SHOWN IN POSITION #2, WITH HORIZONTAL SPRING OFFSET ON BOTTOM OF POCKET.
- 4 - PLACE BAIL LOCKING ARM OVER SPRING, INSERT SPRING VERTICAL OFFSET THRU SMALL HOLE IN BAIL LOCKING ARM AND, WITH BAIL LOCKING ARM HELD FIRMLY AGAINST REEL PUSH BAIL STOP DOWN AND CAREFULLY BRING-BAIL LOCKING ARM TO POSITION #2.

- 5 - WITH LOCKING ARM IN POSITION #2 AND, SPRING ABSOLUTELY IN BOTTOM OF POCKET, REPLACE AND TIGHTEN HOLD DOWN SCREW.
- 6 - RETURN TO POSITION #1 BY TURNING BAIL LOCKING ARM CLOCK-WISE.
- 7 - IN POSITION #1 REPLACE BAIL PICK-UP, LINE GUIDE AND NUT.

EAGLE CLAW

MODEL ECP



REPLACEMENTS PARTS LIST FOR MODEL ECP

PART NO.	NAME OF PART	PART NO.	NAME OF PART
ECP-1	Coverplate	ECP-19/7	Spool carr.
ECP-2	Coverplate screw	ECP-19/8	Spool pawl
ECP-3	Gear of crank	ECP-19/9	Screw pawl
ECP-4	Sector control	ECP-20	Complete drag nut
ECP-5	Screw for frame	ECP-20/1	Screw knob
ECP-6	Screw	ECP-20/2	Drag knob
ECP-7	Screw for pawl	ECP-20/3	Spring knob
ECP-8	Anti-reverse pawl	ECP-20/4	Ball knob
ECP-9	Spring for pawl	ECP-20/5	Disk knob
ECP-10	Pawl control	ECP-21	Special screw
ECP-11	Control sector	ECP-22	Steel pin with gear
ECP-12	Screw for frame	ECP-23	Ball bearing
ECP-13	Sector supp. frame	ECP-24	Locking ring
ECP-14	Spring	ECP-25	Bail arm rotat.
ECP-15	Housing	ECP-26	Special nut
ECP-16	Washer	ECP-27	Lever screw
ECP-17	Washer for crank	ECP-28	Bail arm lock. lever
ECP-18	Complete crank	ECP-29	Lever spring
ECP-18/1	Fix pin crank	ECP-30	Complete spool carr.
ECP-18/2	Locking ring	ECP-30/1	Screw for bush
ECP-18/3	Crank handle	ECP-30/2	Stop spring
ECP-18/4	Washer knob	ECP-30/3	Spool carr. spind.
ECP-18/5	Crank knob	ECP-30/4	Bush for spool
ECP-18/6	Screw knob	ECP-31	Complete bail
ECP-19-A	Spool large cap	ECP-31/1	Locking ball
ECP-19/1	Drag spring	ECP-31/2	Shagreened ring
ECP-19/3	Bakelite washer	ECP-31/3	Bail pick-up
ECP-19/4	Spool	ECP-31/6	Casting line guide
ECP-19/5	Washer under spool	ECP-31/7	Spheric nut
ECP-19/6	Disengaging push	ECP-32	Bail arm ret. spring
		ECP-33	Bail arm hol. lever
		ECP-34	Screw for bail



SPOOL NUMBER ECP-412

SPOOL CAPACITY

4 pound	250 yards
6 pound	165 yards
8 pound	130 yards
10 pound	100 yards

Additional line spools for your model ECP spinning reel are available at \$3.00 each. To order specify No. ECP-412.

WRIGHT & MCGILL COMPANY • 1400 YOSEMITE STREET • DENVER, COLORADO 80220