

Shimano MLZ Series

Here's the broadest based line-up of ball bearing spinning reels Shimano has ever offered. One complete series. Six models in all. The MLZ is a brand new look in skirted spool performance. Sleek silver throughout the series. All the popular performance features are here. Sa-fold™ handle models offer a new concept in rapid take down. Just right for the fisherman on the go. Push one button, handle folds neatly against the reel body. Permits even the largest MLZ to fit in most big tackle boxes, glove compartments or suitcases. Handle is reversible for left or right hand retrieve. Just loosen one screw. Handle features comfortable grips. Feels great in the hand.


Internal trip bails (except MLZ-60) do away with cumbersome bail trip arms that often get in the way of a clean cast. The entire bail tripping mechanism is inside the reel. This gives the MLZ sleeker lines, a more comfortable grip and the bail on the MLZ is much easier to close than that of competitive models.

A reel's drag system can spell the difference between fish for supper and a tale about "the one that got away". MLZ boasts Shimano's exclusive disc drag. A large diameter drag disc applies

even pressure to the spool. Maximum contact area assures more precise drag adjustment, smoother spool tension and a cooler running drag when a big fish makes his long run.

Model	Gear Ratio	Weight (oz)	Test (lb)	Line Capacity (yd)	Description
MLZ-10	4.2:1	6.3	4 6	165 104	Ultralite trout.
MLZ-20	5.1:1	9.8	6 10	180 105	Trout and panfish.
MLZ-30	5.25:1	12.9	8 12	285 190	Bass and walleye.
MLZ-40	4.8:1	16.4	10 14	315 230	Large fresh water fish. Bucktails in salt water.
MLZ-50	4.8:1	18.3	12 17	345 210	River, jetty or boat.
MLZ-60*	4.8:1	22.9	12 14 17 20	465 440 400 350	Surf reel.

*External trip bail.



Internal Trip Bail

A standard convenience feature on the MLZ series. Bail closes smoothly from the inside (except MLZ-60). Just turn the handle on the retrieve and the bail snaps shut. Roller line guide is chromed brass to resist rust, corrosion and salt water oxidation. Provides a smooth surface for line pay out.

Strong Handle

Man sized handle is easy to grip. Provides powerful retrieve to really "horse 'em in!"




Cold Forged Spools

Colfor® spools are the rule throughout the entire MLZ line. Shimano's unique cold forging process results in reels that are lightweight yet incredibly strong.

Smooth Drag

Big disc drags—another Shimano exclusive. More surface area means smoother, cooler line payout to a running fish.





The Gears

A look inside at what makes the MLZ tick. Shimano is one of the world's largest manufacturers of gearing systems. It's easy to see why the MLZ runs so smooth and fights so strong.

Ball Bearing

Unmatched performance from smooth ball bearings.



Anti-reverse Switch

Anti-reverse mechanism lets the drag system play the fish. Disengage it to release line and work a nice fish into the boat.

Compare performance features, lightweight design, handsome styling and you'll agree that there's a Shimano MLZ model to answer every spinfishing requirement!