

# The ABU 7001C3CT MAG reels have arrived in the USA

Started by Awesome John, May 28 2008 12:27 am

- Page 1 of 5
- 1
- 2
- 3
- Next
- »
- Please log in to reply

71 replies to this topic

#1 < Awesome John



•

5,000 Post Club!

- ●●●●●●
- 7,541 posts

Joined: Oct-15 2001

- Location MARMARIS TURKEY

Posted May 28 2008 - 12:27 AM

I don't want to break any rules or be a good willed spammer.. but I would like to tip off my fellow surf rats to the whereabouts of this long awaited reel..

They are now available in the USA... I GOT TWO OF THEM 🤖 AND THEY ARE GREAT REELS... a bit different from the originals.. tougher and stronger for raw cranking but need some fine tuning for distance casting.. a set of ceramic bearings and yellow rocket oil turned mine into a casting monster...

In an attempt to get them quickly into the hands of the ABU freaks out there that have been waiting so long for them to arrive from the UK, the folks at ABU are offering these new reels to the public on ABUs blow out outlet just google up "fishermans factory outlet".. that's the only place in the USA that I know off where an ABU fan can get one of these reels right now... enjoy the return of a good hard core big long distance bait caster and boat reel.

next I AM LOOKING FORWARD TO ANOUNCING THE ARRIVAL DATE OF THE NEW PENN BUTT KICKING LIMITED EDITION REEL which we all worked so hard to make come true!!!!!!

Also coming this summer will be the second generation Doug Hanon "wind knot free" distance casting salt water spinning reel!

The Horizon Calls.....

#2 🐞ps106a



•

Senior Member

• 

• 161 posts

Joined: Mar-20 2008

Posted May 28 2008 - 4:10 AM

Got me excited there John, I've been waiting for a left hand wind CT ABU!!!

Unfortunately when I checked the FFO website, they're not LH 7001 but RH 7000i 😞

Unless the left handers aren't listed yet?

#3  BassNuts



•

5,000 Post Club!

- ●●●●●●
- 10,524 posts

Joined: Aug-21 2000

Posted May 28 2008 - 5:10 AM

Thanks AJ....just put my order ion for two. My only complaint is that they're red 🍷....I would have preferred black. Yellow rocket fuel, huh? I know I have some laying around somewhere. Thanks again.  
Ken

CC

#4 ↩️justinfisch01



- 

1,000 Post Club!

- ●●●●●●
- 2,258 posts

Joined: Mar-07 2007

Posted May 28 2008 - 6:43 AM

Yeah also had my hopes up until I went to the website. NOT LEFT HANDED!!!! Once again "we" are left out!!!

#5  Matt C.



•

**Senior Member**

- 
- **248 posts**

**Joined: Sep-22 2007**

**Posted May 28 2008 - 6:50 AM**

**Thanks John.**

#6  StormCaster



•

**5,000 Post Club!**

- ●●●●●●
- 6,092 posts

Joined: Jan-18 2006

Posted May 28 2008 - 3:56 PM

Looking at the website the 7000ic3ct are disappearing quickly.

Early to bed, early to rise, fish all day, make up lies. - unknown

#7 < Awesome John



- 
- 5,000 Post Club!

- ●●●●●●
- 7,541 posts

Joined: Oct-15 2001

- LocationMARMARIS TURKEY

Posted May 28 2008 - 4:10 PM

I was casting mine today seems to be a "breaking in" period as mine is getting better by the day 😊but seemed tight when I first got it... Its bigger and tougher than the originals...the mag works great but Im glad to say I dont need it any more except with a big wind in my face...

Nice to have these reels in ones hands once again... sure is a snazzy looker.. strong as a winch.... pretty as a picture and casts like a rocket...❤️

The Horizon Calls.....

#8 🗨️ StormCaster



5,000 Post Club!

- .....
- 6,092 posts

Joined: Jan-18 2006

Posted May 28 2008 - 5:18 PM

Quote 🗨️

I was casting mine today seems to be a "breaking in" period as mine is getting better by the day 😊 but seemed tight when I first got it... Its bigger and tougher than the originals...the mag works great but Im glad to say I dont need it any more except with a big wind in my face...

Nice to have these reels in ones hands once again... sure is a snazzy looker.. strong as a winch.... pretty as a picture and casts like a rocket...❤️

John,  
Did you notice that clicker internals is a bit different from the older reels with this rectangular frame help by plastic?

Sounds like a gem of a reel 

Early to bed, early to rise, fish all day, make up lies. - unknown

#9  ShipWrecked



•

1,000 Post Club!

• 

• 2,261 posts

Joined: Nov-10 2006

Posted May 28 2008 - 5:22 PM

Can you point me in the right direction for them

#10  Awesome John





- 

**5,000 Post Club!**

- ●●●●●●

- **7,541 posts**

**Joined: Oct-15 2001**

- **LocationMARMARIS TURKEY**

**Posted May 28 2008 - 5:39 PM**

**We cant post links .. its againt the rules.. but if you google the info given on the first post at the start of this thread you will be there.**

**The Horizon Calls.....**

**#11**  **kenyee**



- 

**Elite Member**

- ●●●●

- 757 posts

Joined: Aug-28 2007

Posted May 28 2008 - 5:57 PM

Yow...\$220...is it worth that much more than a Saltish 30H or 525? 😊

Canal: 12

Me: 0

#12 🤝 Awesome John



- 

5,000 Post Club!

- •••••••
- 7,541 posts

Joined: Oct-15 2001

- LocationMARMARIS TURKEY

Posted May 28 2008 - 6:37 PM

with its larger size it will out crank the smaller a 525 for sure.. and it will out cast a saltist which is a boat reel... so you decide

The Horizon Calls.....

#13  kenyee



Elite Member

- 
- 757 posts

Joined: Aug-28 2007

Posted May 28 2008 - 7:24 PM

Err...the Saltish 20H/30H are *\*not\** boat reels. They're 2008 models and have centrifugal brakes. Some folks on P&S have said they cast further than a 525. And it out-cranks the Abu...

Canal: 12

Me: 0

#14  Greg Dwyer



**Member**

- ●●●
- 51 posts

**Joined: Apr-09 2004**

**Posted May 28 2008 - 7:37 PM**

**Will there be any lefty's?**

**#15**  **newsjeff**



**1,000 Post Club!**

- ●●●●●
- 1,795 posts

**Joined: Aug-18 2004**

Posted May 28 2008 - 7:46 PM

Those new Abus look very nice.

I'd really like to own one some day.

I own three custom heavers, all built on WRI blanks.

Those rods each have a Saltist 30H on them.

My original 7500C3CT has been placed on my HDX.

I've owed just about every conventional surf reel out there.

And the Saltists are the best I've ever owned.

Fool me once, shame on you...fool me twice - you go eff yourself. -Billy 40

#16  StormCaster



•

5,000 Post Club!

• 

• 6,092 posts

Joined: Jan-18 2006

Posted May 28 2008 - 7:56 PM

I just casted a saltist reel this past week . . . what is so good about it? Abu have always put out great casting reels and that \$220 is not a lot of money.

Early to bed, early to rise, fish all day, make up lies. - unknown

#17  newsjeff



•

1,000 Post Club!

• 

• 1,795 posts

Joined: Aug-18 2004

Posted May 28 2008 - 8:09 PM

I found the Saltist a little slow out of the box.

A faster brake block combination and Red Rocket Fuel on the spool bearings allows it throw as well as my 7500C3CT.

Fool me once, shame on you...fool me twice - you go eff yourself. -Billy 40

#18  kenye



.

**Elite Member**

• ●●●●

• **757 posts**

**Joined: Aug-28 2007**

**Posted May 28 2008 - 8:23 PM**

**newsjeff: what did you use for faster brakes? I'm still on the big red brakes.  
The 7000i has mags so I've been considering it or a 525 mag for headwind nights.**

**Canal: 12**

**Me: 0**

**#19**  **ooeric**



.

**1,000 Post Club!**

- ●●●●●
- 2,388 posts

Joined: Jul-05 2007

Posted May 28 2008 - 8:29 PM

Quote↩

I found the Saltist a little slow out of the box.

A faster brake block combination and Red Rocket Fuel on the spool bearings allows it throw as well as my 7500C3CT.

put yellow inside and use 1 fiber block jeff.....  
itll cast like a 7ht... . . . . .

Quote↩

newsjeff: what did you use for faster brakes? I'm still on the big red brakes.  
The 7000i has mags so I've been considering it or a 525 mag for headwind nights.

honestly.. any reel can deal with head winds just fine.  
its the mix of headwinds + crosswinds that kill you

#20 ↩newsjeff



•

1,000 Post Club!



- 1,795 posts

Joined: Aug-18 2004

Posted May 28 2008 - 8:37 PM

Quote ↩

newsjeff: what did you use for faster brakes? I'm still on the big red brakes.

I'm not convinced I have my Saltists dialed in 100%.

Right now I'm using one red and one black.

I'm pretty sure I could drop to two black and be all right. I'm just worried about the reels getting squirrely once the air temps really start to heat up.

I've not had much time with those reels in temps above 80 degrees with less than two red blocks installed.

I can tell ya'll one thing, though. I'm tossin' the living chit out of those reels right now.

Fool me once, shame on you...fool me twice - you go eff yourself. -Billy 40

#21 ↩levari



Way too many!

- ○○○○○○○○
- 11,851 posts

Joined: Aug-01 2004

- LocationNew Jersey

Posted May 28 2008 - 9:47 PM

AJ,  
Web site suggests  
7000IC3CT-MAG-HS(Right hand) and not the 7001C3CT(Left hand), Do I miss anything?

#22 ↩scoobydoo



5,000 Post Club!

- ★★ Staff
- 7,045 posts

Joined: Mar-18 2008

Posted May 28 2008 - 10:17 PM

sweet reel, shows they have ten left. wonder how fast they will move out. I used to think that mags were a neccesity but proper tuning results in more or less the same performance. except avets. they need something them things can get wild.

#23  Rumble Fish aka Poppy



•

1,000 Post Club!

• 

• 4,370 posts

Joined: Dec-16 1999

Posted May 29 2008 - 9:08 AM

Only 10 left as of this morning at that site...

It would be nice if TimS could get a line on this reel and sell it here on SOL...

Poppy

#24 🐮 Holy Cow



•

Elite Member

• ●●●●

• 814 posts

Joined: Feb-20 2002

Posted May 29 2008 - 9:37 AM

When do we get to see the true Perfection of the Casting Technique in a VIDEO on You Tube of the 7000 Reel? 7 or 8 oz & Bait is the name of the Game! Well a 50 pound or larger Red in the video would be nice

too. HC



#25 < Awesome John



5,000 Post Club!

- ●●●●●●
- 7,541 posts

Joined: Oct-15 2001

- LocationMARMARIS TURKEY

Posted May 29 2008 - 7:52 PM

Dan stop catching all the big fish Dude your getting too old to lift them your gonna hurt your baCK 😊

The Horizon Calls.....

#26 🐟 StormCaster



•

5,000 Post Club!

- ●●●●●●
- 6,092 posts

Joined: Jan-18 2006

Posted May 30 2008 - 5:15 PM

I ordered myself one the other day, but not exactly sure if I will use it this year 😊

Early to bed, early to rise, fish all day, make up lies. - unknown

#27 🐟levari



•

Way too many!

• •••••••

• 11,851 posts

Joined: Aug-01 2004

• LocationNew Jersey

Posted June 02 2008 - 6:15 AM

Quote 🗨

They are now available in the USA... I GOT TWO OF THEM 🍷 AND THEY ARE GREAT REELS... a bit different from the originals.. tougher and stronger for raw cranking but need some fine tuning for distance casting.. a set of ceramic bearings and yellow rocket oil turned mine into a casting monster...

I

Hey John, Where did you get them? I went to this web site and they are not listed there, only the the 7000IC3CT(right hand) is listed, I could not even find them oversea,, so can you give us the poor lefties some clue? Where did you get them from?

Thanks

#28 🐟 StormCaster



5,000 Post Club!

- ○○○○○○
- 6,092 posts

Joined: Jan-18 2006

Posted June 03 2008 - 9:23 PM

I made one cast with the new reel. Absolutely a wonderful reel with that amazing knobby mag control. Back in the box until next season 😊

Early to bed, early to rise, fish all day, make up lies. - unknown

#29 🐟 Rumble Fish aka Poppy





- 

1,000 Post Club!

- ●●●●●
- 4,370 posts

Joined: Dec-16 1999

Posted June 04 2008 - 9:40 AM

Just got the reels from Fisherman's Factory Outlet...

Took them out of the box, backed off the tension control knob(s) and mag and spun the spools...they didn't spin worth a damn...hmmm...

Check the bearings/oilâ€”good! Check the mag controlâ€”good! Checked the tension control knob(s)â€”good! Check everythingâ€”all seemed good! W/ a good flip of the thumb, the spool again didn't spin but maybe 3 or 4 revolutions...

**SOMETHING IS REALLY WRONG w/ these reels...**


After further investigation, I think I have it figured out... The problem seems to be the side-plate pressed hubs that hold the spool spindle (axel) bearingsâ€”| The hubs are closed except for a small ported hole that appears to be the same or nearly the same diameter as the inner race of the bearingsâ€”| the bearings sit on the outside of the hubsâ€”|

Anyway, the hub is acting like a bushing and the fixed spool spindle is not totally free to rotate on the inner race of the bearingâ€”| Also, the spindle has a very small plastic collar that I believe is rubbing

against the hubâ€¦

So the question is; is it bad design or bad manufacturing? And to be honest, I cannot conceive that Abu would have designed this reel this wayâ€¦ As a contrast to this situation, the predecessors to the 7000i C3CT Mag were the 7500 CT and C3CT reelsâ€”both those reels have fixed spool spindles that are totally free to ride (rotate) on the inner race of the bearingsâ€¦

Well, after further research it seems that the problem may be in manufacturingâ€¦ I found a pic from the 7000i C3CT Mag that was released in the UKâ€¦



The pic shows the side-plate bearing hub which looks much different than what is in the 7000i C3CT Mag reels I have just receivedâ€¦ The pic is not a good shot but it looks like the hub opening is much larger and would allow the spool spindle to ride freely on the inner race of the bearingâ€¦ I will post comparative pictures later.

I have a call into Abuâ€¦ I will let you all know what I find outâ€¦

Poppy

#30 🐾raider73



•

**1,000 Post Club!**

• ○○○○○○

• **2,637 posts**

**Joined: Nov-18 2006**

**Posted June 04 2008 - 2:12 PM**

**For anybody wanting to order this reel or something else from \*\*\*\* and want free shipping the code is 04152005. You must have at least \$40 in your cart for the code to be active. Hope that helps.**

#31 🐾StormCaster



•

**5,000 Post Club!**

- ○○○○○○
- 6,092 posts

Joined: Jan-18 2006

Posted June 04 2008 - 3:32 PM

Poppy

Looking at your photo I decided to open up two of the new reels.

First one is the 7000iC3CT

The pic is similar to your photo except these magnets are place side by side.

The second one is from a 7000iSync

Early to bed, early to rise, fish all day, make up lies. - unknown

#32 ↩ jimmy z



•

Way too many!

- ○○○○○○○
- 18,977 posts

Joined: Apr-26 2005

Posted June 04 2008 - 4:00 PM

Storm, do you have that plastic piece on yours like Poppy's? That collar that was decribed.

AKN-2 USS Sagittarius  
BE ENCOURAGING, NOT DISCOURAGING  
<\*((( )))>< <\*((( )))><

#33 🗨️ StormCaster



5,000 Post Club!

- ○○○○○○○
- 6,092 posts

Joined: Jan-18 2006

Posted June 04 2008 - 4:46 PM

Jimmy

This is the outer bearing that is outside the hub.

This is the spool spindle that is approximately 3/8" from that metal collar. That collar act like a retaining clip that restrains the spindle from moving the shaft out further. That metal collar is I believe pressed against the hub side of the bushing.

The spool shaft petruding out from the bearing at the outer race.

Early to bed, early to rise, fish all day, make up lies. - unknown

#34 🐟 Rumble Fish aka Poppy



•

1,000 Post Club!

•

•••••

• 4,370 posts


Joined: Dec-16 1999

Posted June 04 2008 - 8:44 PM

Have not heard from Abuâ€¦

Here are pics of the 7500 C3CTâ€¦ note the bearing hub is wide openâ€¦ The spoolâ€™s spindle rides directly on the inner race of the bearingâ€¦ this condition is on both platesâ€¦ This design made this reel the legendary long caster it isâ€¦







7500 C3CT  
w/ bearing

hub




Hereâ€™s a pic like StormCasterâ€™s of the 7000i C3CT Magâ€¦



7000i C3CT Mag


hub

bearing



The hub of the 7000i C3CT Mag is completely different and similar to other 7000 size Ambassadeursâ€¦ the bearing sits on the outside of the hubâ€¦ this design in part prevented the 7000 size reels from being the long casters that the 7500 isâ€¦

Hereâ€™s the pic again of the bearing hub from the 7000i C3CT Mag released in the UKâ€¦ is not the same as what we haveâ€¦ That UK reel looks like the spool spindle will sit right on the inner bearing raceâ€¦



Iâ€™ll wait til I speak w/ Abu about thisâ€¦ but right now the reel is not the deal I was hoping forâ€¦

Poppy

#35  oeric



- 

1,000 Post Club!

- ○○○○○○

- 2,388 posts

Joined: Jul-05 2007

Posted June 04 2008 - 8:54 PM

cant you just yank out that piece of crap bushing poppy?

from the looks in the pic,, the bushing has a piece of cotton soaked with oil under it?

i know daiwa makes their reels like that..

but i honestly think ABU made it like that,, just to prevent water from touching the bearings

if you cant yank it out.. maybe take a dremel to that hole?

#36 ↩kcc225





•

**Elite Member**

• ●●●●

• **770 posts**

**Joined: Aug-08 2005**

• **Location**Fresh Meadows, NY

**Posted June 04 2008 - 8:59 PM**

**Just a thought, use dremel to open up the hub a bit?**

**#37** ⚡ **StormCaster**



•

**5,000 Post Club!**

• ●●●●●●

• **6,092 posts**

Joined: Jan-18 2006

Posted June 04 2008 - 9:38 PM

Quote:

Originally Posted by Rumble Fish aka Poppy



Have not heard from Abuâ€¦|

Here are pics of the 7500 C3CTâ€¦| note the bearing hub is wide openâ€¦| The spoolâ€™s spindle rides directly on the inner race of the bearingâ€¦| this condition is on both platesâ€¦| This design made this reel the legendary long caster it isâ€¦|

The hub of the 7000i C3CT Mag is completely different and similar to other 7000 size Ambassadeursâ€¦| the bearing sits on the outside of the hubâ€¦| this design in part prevented the 7000 size reels from being the long casters that the 7500 isâ€¦|

Poppy

Unfortunately that seems to be the case with the newer design. I just wonder why they had to change that entire sideplate. I know the older reels seem a lot faster.

Early to bed, early to rise, fish all day, make up lies. - unknown

#38 <jimmy z



.

Way too many!

- .....
- 18,977 posts

Joined: Apr-26 2005

Posted June 05 2008 - 3:36 AM

So..... The UK hub is different than the ones being sold to us. Interesting.

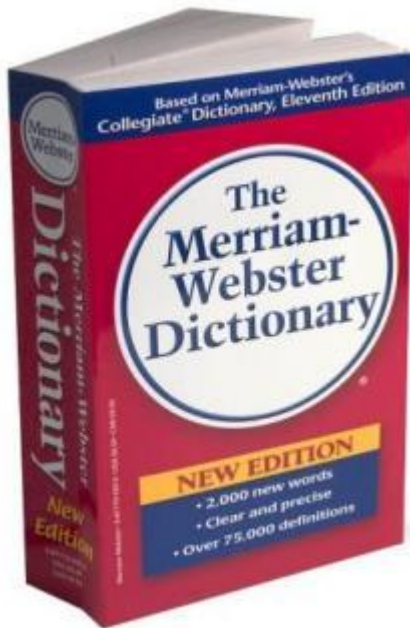


I too agree with opening up that hub a bit.



AKN-2 USS Sagittarius  
BE ENCOURAGING, NOT DISCOURAGING  
<\*((()))>< <\*((()))><

#39 ←lichum



•

Way too many!

• ●●●●●●●●

• 60,078 posts

Joined: Dec-28 2006

Posted June 05 2008 - 6:26 AM

[quote=jimmy z;4895677]So..... The UK hub is different than the ones being sold to us. Interesting.



I too agree with opening up that hub a bit. [/quote Let's say the small hub hole on the USA reels has the exact same diameter as the I D of the inner race of the ball bearing.....and spool shaft diameter equals hub hole and inner race inside diameter. Also.....the small hub hole and the bore of the hub are concentric. If that is so.....the small hub hole positions the spool shaft such that it exactly centers the inner race/ring within the outer race.....and the small hub hole bore surface is supporting the spool shaft.....not the balls against the inner and outer races .....because the perfectly centered inner race/ring is floating within the clearance between its O D and the outer race I D. But not for long. Eventually the shaft will polish and slightly enlarge the small hub hole.....clearancing it..... and the ball bearing will load up. I would oil the hub hole and cast the reel to break it in. Looking at the pics.... it seems to me that the small hub hole design provides more strength, rigidity and shielding than the hub on the older blue reel.

The welfare state incubates social pathology.

#40 🐠 Rumble Fish aka Poppy



•

1,000 Post Club!

•

•••••

• 4,370 posts

Joined: Dec-16 1999

Posted June 05 2008 - 8:26 AM

The hub/bushing is pressed fitted...I don't think that it can be removed w/o damaging the side plate...plus you need something to hold the bearing...

Yes, I/we could enlarge the hub hole(s), providing clearance for the spool spindle to ride directly and freely on the inner race of the bearings...but I/we should not have to do this...

After the 7500 CT's were discontinued, a handful of us went back to Abu and begged for the reel to be made again...thatâ€™s when we found out that the reel's frame maker (not Abu) was no more...

End of story we thought until Abu went to China a few years ago for their 7XXX and up size Ambassadeur reels to be made. We figured that Abu could find a way in China to again make the 7XXX CT frames and if so take it a step further and design and make a mag version of the 7500â€¦ we (at least I did) conveyed to Abu that all that needed to be done was to take the original 7500 Ambassadeur design, change not a thing and just add the mag controlâ€¦ They apparently did not listen based on the reels released here in the USAâ€¦

Lichum...all good observations! Agree, that closed hub probably provides more rigidity...but its not necessaryâ€¦ that was proven w/ the 7500 that had a wide open hubâ€¦ I also agree the reel might have to go through a break in period and eventually she will turn more freely and cast longerâ€¦

Anyway, I will attempt to get to the bottom of all thisâ€¦ that UK pic of the 7000i C3CT Mag has me buggedâ€¦ that hub looks very different then what we haveâ€¦

BTW, the 7000i C3CT Mag has received good reviews from the UK castersâ€¦ most reviews that I read indicated that the reel was the real dealâ€¦ good design, well made and a long to very long casterâ€¦

Also I fiddled w/ the reel more last nightâ€¦ The factory mags (6) are too much even on the lowest/least settingâ€¦ I am thinking less mags, but I also didnâ€™t check polarityâ€¦ anyway the individual mags can be move/removedâ€¦ so some tuning w/ the mags is probably in orderâ€¦

Other observations:

Solid, wide cross bar frameâ€¦ yes! 🤔👍...

The carbon matrix drag is very smooth and powerfulâ€¦ | 🍊

The clutch lever to engage/disengage free spool is automaticâ€¦"re-engages w/ a turn of the handleâ€¦"nice...🍊

Clicker is LOUD! 😊🍊...

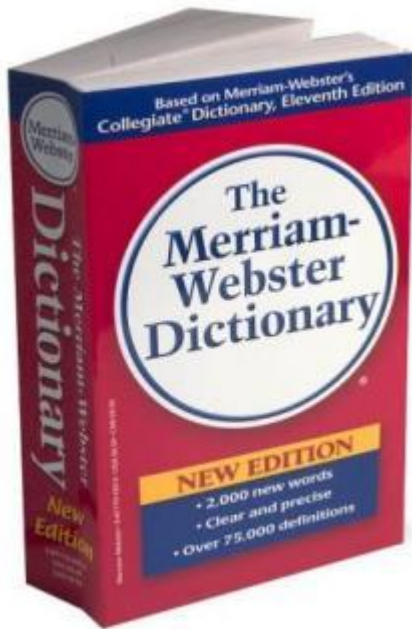
Gearing is 5.3:1â€¦ | 😊

The mag control knob seems very well designedâ€¦ | 12 settings and easy to operateâ€¦ |

Have not gotten into the right side-plate (brake-plate) to see what or if there are other surprisesâ€¦ |

Poppy

#41 🍷lichum



- 

Way too many!

- ●●●●●●●●

- 60,078 posts

Joined: Dec-28 2006

Posted June 05 2008 - 11:48 AM

Quote:

Originally Posted by Rumble Fish aka Poppy



The hub/bushing is pressed fitted...I don't think that it can be removed w/o damaging the side plate...plus you need something to hold the bearing...

Yes, I/we could enlarge the hub hole(s), providing clearance for the spool spindle to ride directly and freely on the inner race of the bearings...but I/we should not have to do this...

After the 7500 CT's were discontinued, a handful of us went back to Abu and begged for the reel to be made again...that's when we found out that the reel's frame maker (not Abu) was no more...

End of story we thought until Abu went to China a few years ago for their 7XXX and up size Ambassador reels to be made. We figured that Abu could find a way in China to again make the 7XXX CT frames and if so take it a step further and design and make a mag version of the 7500's; we (at least I did) conveyed to Abu that all that needed to be done was to take the original 7500 Ambassador design, change not a thing and just add the mag control's; They apparently did not listen based on the reels released here in the USA's;

Lichum...all good observations! Agree, that closed hub probably provides more rigidity...but its not necessary's; that was proven w/ the 7500 that had a wide open hub's; I also agree the reel might have to go through a break in period and eventually she will turn more freely and cast longer's;

Anyway, I will attempt to get to the bottom of all this's; that UK pic of the 7000i C3CT Mag has me bugged's; that hub looks very different then what we have's;

BTW, the 7000i C3CT Mag has received good reviews from the UK casters's; most reviews that I read indicated that the reel was the real deal's"good design, well made and a long to very long caster's;

Also I fiddled w/ the reel more last nightâ€¦ The factory mags (6) are too much even on the lowest/least settingâ€¦ I am thinking less mags, but I also didnâ€™™t check polarityâ€¦ anyway the individual mags can be move/removedâ€¦ so some tuning w/ the mags is probably in orderâ€¦

Other observations:

Solid, wide cross bar frameâ€¦ yes! 😊👍...

The carbon matrix drag is very smooth and powerfulâ€¦ 👍

The clutch lever to engage/disengage free spool is automaticâ€¦"re-engages w/ a turn of the handleâ€¦"nice...👍

Clicker is LOUD! 😊👍...

Gearing is 5.3:1â€¦ 😊

The mag control knob seems very well designedâ€¦ 12 settings and easy to operateâ€¦

Have not gotten into the right side-plate (brake-plate) to see what or if there are other surprisesâ€¦

Poppy

POPPY: In post # 33....in the middle picture..... Stormcaster shows that little bellied/dished washer on the spool shaft. The convex side of the washer faces outward toward the end of the shaft. That washer could be "locking" onto the shaft the way a push nut locks on a shaft. If the washer was pushed .001 -.003 toward the center of the spool.....you might get a little axial float/clearance and the bellied washer would not exert continuous thrust (IF that is what is happening) against the surface of the closed hub. If you want to

enlarge the shaft hole in the closed hub try this: Stuff tissue paper through the hub hole so it fills the bearing I D and space between the inner side of the bearing and outer side of the hub. This will keep abrasive from where you don't want it. Chuck a metal rod or drill bit (the bit backwards) in a hand drill, lathe, or drill press. The bit/rod has to be a little smaller than the hub hole to allow abrasive to get into the hole. Put a little abrasive on the rod/bit and spin it in the hub hole to slightly enlarge/polish the hub hole. Rotate the end plate in your hand as the rod/bit spins to maintain hole roundness. When finished use tweezers to pull the tissue paper out of the void. Ordinary household scouring powder has enough abrasive to polish/slightly enlarge the hub hole. (I assume the hub is made of aluminum.) Good Luck.

The welfare state incubates social pathology.

#42 ⚡ StormCaster



•

5,000 Post Club!

• ○○○○○○

• 6,092 posts

Joined: Jan-18 2006

Posted June 05 2008 - 2:46 PM

If one were to open up the hub and let the metal collar rest on the bearing Would there be too much play for the end caps to adjust? If it all worked the hub would have to be open more than the diameter of the metal collar on the shaft as not to bind.



Early to bed, early to rise, fish all day, make up lies. - unknown

#43 🐟 jimmy z



•

Way too many!

• •••••••

• 18,977 posts

Joined: Apr-26 2005

Posted June 05 2008 - 5:58 PM

The Uk version hub, and the model pictured by Storm, look like apples and oranges. If the opening on the Uk model works, with the larger opening on the hub, I don't see why the newer model can't be modified, to resemble and/or function as the UK model.

But i also agree with waiting to see what type answer Poppy gets from the manufacturer. IMO, of course. 😊

AKN-2 USS Sagittarius

BE ENCOURAGING, NOT DISCOURAGING

<\*((( )))>< <\*((( )))><

#44 🐟 Rumble Fish aka Poppy



•

**1,000 Post Club!**

• •••••

• **4,370 posts**


**Joined: Dec-16 1999**

**Posted June 05 2008 - 8:14 PM**


**Abu did return my call today and of course I missed itâ€¦ I will try tomorrowâ€¦**

**The plastic spindle (axel) collar (middle pic, post #33) cannot be moved further inward to the spoolâ€¦ StormCasterâ€™s photo does not quite show it, but the spindle is actually thicker in diameter inward to the spool right where the collar is positionedâ€¦ so the collar cannot be pushed inward further. If I loosen the left side tension control knob, just like any other Ambassador, the spool will have lateral movement or playâ€¦ so the plastic collar serves no purpose from what I can seeâ€¦ strangeâ€¦ and I am not sure it is or isnâ€™t rubbing against the hubâ€¦**

**If I/we drill out (enlarge) the hub, the opening needs to be similar in size to the hub opening of the 7500 CTâ€™sâ€¦ note the beauty of good Swedish engineering w/ the 7500 CTâ€™sâ€¦ the hub opening is designed so that just the outer bearing race is touching (restricted) while the inner race is totally free to rotateâ€¦**



Whereas the current 7000i C3CT Mag closed hub hinders the rotation of the inner race because the bearing is positioned up against it (on the outside) and locked in place w/ the wire retainer clip.



So it's not only that the small bearing hub hole of the 7000i C3CT Mag that is perhaps interfering w/ the spindle rotation, but the closed hub may also be rubbing/hindering the inner bearing race from rotating freely!

Poppy

#45 jimmy z



•

Way too many!

• ○○○○○○○○

• 18,977 posts

Joined: Apr-26 2005

Posted June 05 2008 - 8:32 PM

What about, if the hole was made wider, and as insurance, a thin brass washer were put between the bearing, and the hub. As in the 6500 spool bearings?

But I think opening the diameter would work, as you described.

I'm still curious as to why the hubs are not the same. I just don't get that. ??? 😞

AKN-2 USS Sagittarius

BE ENCOURAGING, NOT DISCOURAGING

<\*((( )))>< <\*((( )))><

#46 ⚡ StormCaster



- 

5,000 Post Club!

- ○○○○○○

- 6,092 posts

Joined: Jan-18 2006

Posted June 05 2008 - 10:42 PM

Maybe someone can pull out the schematic for the UK reel to do a comparison?

If that thin collar was touching the hub then it would wear pretty quick. So Poppy maybe right that is to limit the amount of lateral play.

The old 7500c3ct are as fast as they look without that massive hub. Even the old 7000c3 didn't have that huge hub.

Early to bed, early to rise, fish all day, make up lies. - unknown

#47 🐟 Brewroom



- 

5,000 Post Club!

- ○○○○○○

- 5,506 posts

Joined: Apr-01 2005

Posted June 05 2008 - 11:12 PM

AJ,

How many reels do you own? 📖

#48 🗨️ kenye



-



## Elite Member

- ●●●●
- 757 posts

Joined: Aug-28 2007

Posted June 06 2008 - 8:40 AM

FYI, these reels are available at greg's baitshack for \$195, so the price is slowly dropping as supply kicks in...

Not that it matters if the design is borked 😊

Canal: 12

Me: 0

#49 🗨️ Awesome John



•

5,000 Post Club!

- ●●●●●●
- 7,541 posts

Joined: Oct-15 2001

- LocationMARMARIS TURKEY



Posted June 07 2008 - 10:49 AM

Quote 

AJ,

How many reels do you own? 

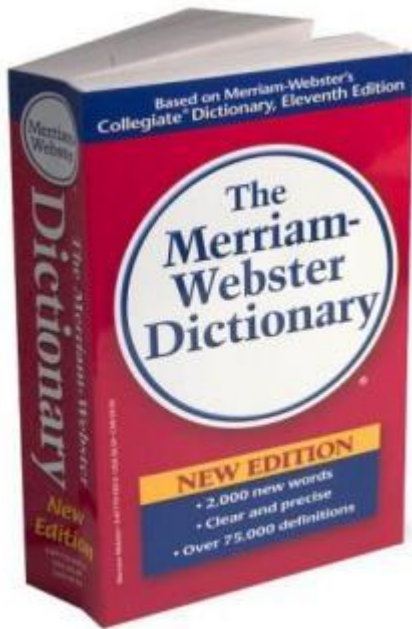
Too darned many 

Gonna sell em all and buy more  

I put some ceramic bearings in that reel and shes cast very well but Poppy is right that the stronger closed hubs are a slower system,,, the good side is no backlash and iM getting over 100 yards but this reel should do better for sure, I am sure that our SOL team of master reel tweakers will find a way to hot rod this baby, please post your mods for us to use as well:

The Horizon Calls.....

#50  lichum



- 

Way too many!

- ●●●●●●●●

- 60,078 posts

Joined: Dec-28 2006

Posted June 08 2008 - 2:05 AM

Quote ↩

What about, if the hole was made wider, and as insurance, a thin brass washer were put between the bearing, and the hub. As in the 6500 spool bearings?

But I think opening the diameter would work, as you described.

I'm still curious as to why the hubs are not the same. I just don't get that. ??? 😞

YEAHP.....why are there hub differences????? Looking closely at the pic in post 33 .....I now see the shaft shoulder Poppy referenced.....that little collar CAN'T be moved toward the center of the spool. It will be interesting to learn the purpose for the different hubs.

The welfare state incubates social pathology.

#51 🐠 Rumble Fish aka Poppy



•

1,000 Post Club!

• •••••


• 4,370 posts

Joined: Dec-16 1999

Posted June 08 2008 - 11:53 AM

Spoke w/ Bob Hulme at Abu (Pure Fishing) last Fridayâ€¦ he read this thread and has contacted the designers/engineers in Swedenâ€¦ Bob agrees that the bearing hubs on the 7000i C3CT Mag released in the USA look different than the same model released in the UKâ€¦ Bob will be out of the office all next week so it might be a couple weeks before we hear anythingâ€¦

I finally got into the right side side-plateâ€¦ no real surprises! All good standard Ambassadeur designâ€¦ brass main and pinion gears, carbontex drag washers, all metal brake plate, levers, sleeves, dog gear, etc. â€¦ There are some plastic partsâ€¦ but none are critical IMO.



The reel has an instant anti reverse roller bearing, something that the 7500 C3CT did not have – the anti-“reverse is pressed fitted in the side-plate” – it is large in diameter and length –



**7000i C3CT Mag**

**instant anti-reverse  
roller bearing**






The main gear at 6.5 mm is thicker (and stronger) than the main gear of the 7500 C3CT.





The Carbontex drag washers are standard....and interestingly, the top metal washer is a thick 1.5 mm—| this was a move by ABU that would assure lesser deflection through the drag stack when under (tightened) load—|



The aluminum handle of the 7000i C3CT Mag is stout at 4 mm – the 7500 C3CT was only 3 mm – also the



new handle has the rubber ergonomic grip which has a small oil portâ€¦

**7000i C3CT Mag  
handle**

**7500 C3CT handle**






BTW, I misspoke previouslyâ€¦ the reel comes standard w/ 3 magnets not 6â€¦ the mag carriage however can hold 6 magnetsâ€¦ I doubt any additional magnets will be required...



The mag control knob is compact and ideally located on the lower left side side-plateâ€¦ it "clicks" into

1 of 12 positions and is easy to use/setâ€™ | well thought out!



Everything except for the issue w/ the bearing hubs speaks of a well designed and built reelâ€™ |

Once the bearing hub issue is addressed by Abu, I will take the reel out for a test drive on the casting fieldâ€™ | but I cannot imagine this reel w/ the closed hubs will cast further than the 7500 CTâ€™™sâ€™ |

Poppy

#52 ⚡StormCaster





•

**5,000 Post Club!**

• ○○○○○○

• **6,092 posts**

**Joined: Jan-18 2006**

**Posted June 08 2008 - 12:39 PM**

**Poppy,**

**Good to know that Bob Hulme is on top of it and hopefully can address current owners. Nice thread with pictures. What kind of camera do you use for your shots?**

**I agree the old 7500 CT type reels are fast 😊**

**Early to bed, early to rise, fish all day, make up lies. - unknown**

**#53 ↩ jimmy z**



•

**Way too many!**

- ○○○○○○
- 18,977 posts

Joined: Apr-26 2005

Posted June 08 2008 - 2:01 PM

Very good info, thanks. And thanks for taking the time to get in touch with the folks at Pure fishing.  
😊 I wonder what the answer is going to be, about the two hubs.

AKN-2 USS Sagittarius  
BE ENCOURAGING, NOT DISCOURAGING  
<\*((( )))>< <\*((( )))><

#54 🐡 Rumble Fish aka Poppy



- 

1,000 Post Club!

- ○○○○○
- 4,370 posts

Joined: Dec-16 1999

Posted June 09 2008 - 3:37 PM

Quote:

Originally Posted by StormCaster

Nice thread with pictures. What kind of camera do you use for your shots?

An older SONY 4 megapix Cyber Shot...it was released in 2001 or thereabouts and discontinued in 2003... All the pics were w/ the macro setting "on" and the ISO locked at 100...resolution setting was 2,000 x 2,000 pixels... Cropped the pic's a lot...

Poppy

#55  AtlantaKing



- 

**Elite Member**

- ●●●●

- 537 posts

**Joined: Mar-27 2007**

**Posted June 09 2008 - 3:59 PM**

Poppy, any thought as to whether or not the frame can be retrofitted to an older 7000/7500 C3? I had initially thought the side plates of the 7000i's were much thicker, but looking at your pictures, they appear to be nearly the same. 😊

**#56** 🗨️ **StormCaster**



- 

**5,000 Post Club!**

- ●●●●●●

- 6,092 posts



Joined: Jan-18 2006

Posted June 09 2008 - 4:08 PM

Quote ↩

An older SONY 4 megapix Cyber Shot...it was released in 2001 or thereabouts and discontinued in 2003... All the pics were w/ the macro setting "on" and the ISO locked at 100...resolution setting was 2,000 x 2,000 pixels... Cropped the pic's a lot...

Poppy

I should have known it was a Sony by the detail. I took mine with a Sony that has a macro setting. Again really good pics you have taken through the years.

Early to bed, early to rise, fish all day, make up lies. - unknown

#57 ↩ Awesome John



5,000 Post Club!

- ○○○○○○
- 7,541 posts

Joined: Oct-15 2001

- LocationMARMARIS TURKEY

Posted June 09 2008 - 11:16 PM

It would be cool if ABU ugraded the the side plate with th eopen hubs and made it availble as a swap for the ones with the closed hubs...

That would be the right thing to do I think... lets suggest that to ABU.... cause anyone that buys this reel is looking for the outstanding casting performance of it legendary original. But once that get that worked out this will be one heck of a reel...

The Horizon Calls.....

#58  Basto



•

Senior Member

• ●●●

• 356 posts

Joined: Aug-09 2007

Posted June 10 2008 - 12:36 AM

This reel is going to suffer the same criticisms as my Calcutta700s.  
Too much plastic and unbalanced due to it's width.  
Basto

Any reel is only as good as it's drag.

#59 🐟 Rumble Fish aka Poppy



•

1,000 Post Club!

•

•••••

• 4,370 posts

Joined: Dec-16 1999

Posted June 10 2008 - 8:47 AM

Basto...I had several original Shimano 700 Calcutta's...sold them! Yep a huge complaint for me was the extra wide spool coupled w/ an extended drag stack/handle... The distance of the handle's centerline to the centerline of spool/rod was ridiculous | you crank the reel and your rod would rock a lot | very annoying to me, especially w/ a fish on | Shimano's more recent crop of 700 Calcutta's seem to have a little less width to them |

This new Ambassadeur 7000i C3CT Mag reel, because it now has the instant anti-reverse roller bearing, is wider than it predecessors from centerline of the spool to the centerline of the handle | The spool is still the same width though as the 7500 CT's | I don't know yet if the extra width is going to be a problem...

The plastic parts are the pinion gear yoke and the free spool lever/clutch gears |

Abu has been using the plastic yoke on Ambassadeurs reels for the past 30+ yearsâ€¦ I donâ€™™t remember having a failure w/ the plastic yokes and I have owned and abused quite a few Ambassadeurs reels over the yearsâ€¦

The plastic gears for the free spool lever are not under load and not critical IMOâ€¦ this same plastic gearing was used on other Abu conventional reelsâ€¦

Note, the Abu Morrum 7700 CT (pictured below) has both the plastic yoke and the plastic free spool gearsâ€¦ this reel was a work horse and was considered one of the finest conventional reels in its class ever madeâ€¦



Poppy

#60  Basto



•

Senior Member

- 
- 356 posts

Joined: Aug-09 2007

Posted June 10 2008 - 4:47 PM

Poppy

I have been bitterly disappointed with my CalcuttaA-S.

At the time of purchase, there was a Morrums beside it for around the same price and I chose the wrong reel

Didn't do my homework!

Not the first Shimano that has let me down, but having said that, my Torium and Tekota have been very good reels.

I hope the side plate hub issue with the new 7000i can be fixed.

I have learnt a lot from your posts, thanks for that.  
Basto

Any reel is only as good as it`s drag.

#61  StormCaster



•

5,000 Post Club!

• 

• 6,092 posts

Joined: Jan-18 2006

Posted June 12 2008 - 4:17 PM

Anyone hear back from Bob Hulme about the hub to bearing issue?

Early to bed, early to rise, fish all day, make up lies. - unknown

#62  Doug the dink slayer



- 

**Senior Member**

- ●●●

- **279 posts**

**Joined: Jul-04 2007**

**Posted July 27 2008 - 9:14 PM**

**So, its been a little while now. Whats the opinion of the people that own and use this reel. Are they the casting machines we had hoped for?**

**#63 ⤵ Rumble Fish aka Poppy**



- 

**1,000 Post Club!**

- ●●●●●

- **4,370 posts**

Joined: Dec-16 1999

Posted July 28 2008 - 10:26 AM

<http://www.striperso....d.php?t=597511>

Poppy

#64 ⤵ Doug the dink slayer



Senior Member

- ●●●
- 279 posts

Joined: Jul-04 2007

Posted July 28 2008 - 10:47 PM

Thanks Poppy, I don't know how I missed your post. It looks like the reel is a winner. Doug

#65 ⤵ PurpelNoon





•

**1,000 Post Club!**

• ●●●●●

• **1,240 posts**

**Joined: Oct-17 2003**

**Posted May 17 2010 - 9:15 AM**

**Going back to the beginning of the post(Poppy's post)-so the fact that the spool doesnt spin well like older reels, isn't this affecting the reel/casting though?**

**#66**  **biggstriper**



•

**Way too many!**

• ●●●●●●●

• **14,090 posts**

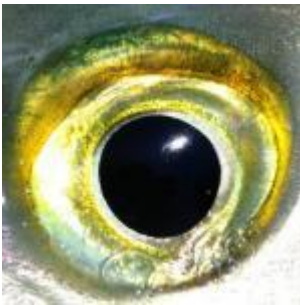
Joined: Dec-08 2003

Posted February 21 2011 - 11:09 AM

I found one on sale a couple of months ago. I took it out this weekend and am very impressed with how it casts. I really didn't notice any problems with reeling the line in as far as the handle being too far out either. I have the reel loaded with 20 lb. mono. The mag control seems to be working OK. I'll continue to practice with it before the Stripers get here and try it out with different rods to find the best match.

Most men are intimidated by women, period.

#67  BrianBM



•

Way too many!

• •••••••

• 33,229 posts

Joined: Dec-16 1999

Posted February 21 2011 - 4:30 PM

Boy, you really had to dig to find this old thread to revive.

#68  biggstriper



•

Way too many!

• 

• 14,090 posts

Joined: Dec-08 2003

Posted February 21 2011 - 4:35 PM

Not really- I had been studying the old threads to get all the opinions and info on the reel before I bought it.

Most men are intimidated by women, period.

#69  biggstriper



•

Way too many!

• ○○○○○○○○

• 14,090 posts

Joined: Dec-08 2003

Posted February 21 2011 - 4:42 PM

Oh yeah- I took out two of the three magnets and one may be enough for this reel. I don't expect it to be a distance reel and it looks like it'll be a pretty heavy duty fishing reel. I like the thick handle.

Most men are intimidated by women, period.

#70 🐟 Rumble Fish aka Poppy



•

1,000 Post Club!

• ○○○○○○

- 4,370 posts

Joined: Dec-16 1999

Posted February 21 2011 - 5:20 PM

An update on the 7000i C3CT Mag reelâ€¦

I have now had this reel 3 yearsâ€¦ used it as necessary for 8nBait fishing and really have no issues except that as previously reported the mag control is IMO a bit weak. The mag is somewhat parasitic, if you will, at the lowest setting (#1) even w/ 1 or 2 magnets installedâ€¦ the magnet carriage can hold up to 6 magnets.

At the highest mag setting (#12), thereâ€™s not enough of a difference over the lower setting (#1). So as I stated when I first reviewed the reel, the mag control just does not have a full breadth of mag control. What is lacking in full mag control is compensated though w/ the dual tension control knobs as necessaryâ€¦

But still the reel casts farâ€¦ but not as far as the 7500 C3CT (blue), the 7500 CT Big Game (black) or the newer 7500i C3CT HS (chrome).

Everything else about the reel is goodâ€¦ it performs well overallâ€¦

Poppy

#71 biggstriper



- 

Way too many!

- ○○○○○○○○

- 14,090 posts

Joined: Dec-08 2003

Posted February 22 2011 - 9:55 AM

The thing is though, Poppy- they don't make those reels anymore. 🏠

The 7000iC3CT HS Mag is still available. I just haven't read too much about it since you and AJ posted those threads. I just wanted to add my input on it. The real test will be this Spring when the bunker get here and at the Cape Cod Canal for jigging. 😊

Most men are intimidated by women, period.

#72 🐟biggstriper



- 

Way too many!

- ○○○○○○○○

- 14,090 posts

Joined: Dec-08 2003

Posted February 28 2011 - 10:15 AM

I took it out again yesterday after loading on 17 lb. Cajun Red mono. That line worked well with the reel. I got a fatal backlash with the 20 lb. mono on Saturday so I decided to try out the 17 lb. mono. This reel has got a lot to offer:

Mag control

High speed retrieve

Heavy duty construction

CT frame

for heavy duty surf fishing.

Most men are intimidated by women, period.

# Updated review of the Ambassador 7000i C3CT Mag reel

Started by Rumble Fish aka Poppy, Jul 01 2008 8:45 pm

- Page 1 of 3
- 1
- 2
- 3
- Next
- Please log in to reply

40 replies to this topic

#1  Rumble Fish aka Poppy



- 1,000 Post Club!
- ●●●●●●



- 4,370 posts

Joined: Dec-16 1999

Posted July 01 2008 - 8:45 PM



This is a follow up to the recent thread about the Ambassador 7000i C3CT Mag reelâ€¦

<http://stripersonline.com/surftalk/showthread.php?t=591846>

The questions from the other thread were about the closed bearing hubs and that the same model reel released in the UK last year had what appeared to be a different looking hubâ€¦

Bob Hulme w/ Pure Fishing (Abu Garcia) explained after he spoke w/ Abu in Sweden, that the 7000i C3CT Mag HS reel was originally designed w/ the closed hubsâ€¦ and as far as they (Abu) knows all reels made to date should have the closed hubs. Bob said there was no explanation for why the UK pic from the

internet showed what appeared to be a different looking hub.

I initially stated in the other thread that the closed hubs were interfering w/ the spool spindle (axle) and slowing down the spool. In response to my observations Bob also received this e-mail from Sweden:

The hole in the bushing is 3,15mm in diameter. The spool shaft is 2,97-2,99 in diameter. The inner diameter of the ball bearing is 2,995- 3 This means that in worst condition there is 0,015mm play between the spool shaft and the ball bearing but there will be 0,09 play between the shaft and the bushing. Ergo; the spool shaft is not touching the bushing.

Tight lines

Patrik Svensson

ABU PI director baitcast reels

Based on the info received from Sweden, I have confirmed that the hub port itself is clear of the spool spindle, albeit it is rather close.

Also, I thought the bearing's face, especially the face of the inner race was touching the closed hub during a cast and that this too was slowing down the spool some but I now believe this may not be an issue because the bearing(s) have float or lateral play in them and may not be rubbing the closed hubs as much as I thought.

Anyway, the reel box states "Made in China".

ambassadeur

7000iC3 CT MAG HS

 **Abu  
Garcia®**

F O R L I F E ™

Made in China

Tillverkad i Kina

Fabricado en China

In China hergestellt

Fabriqué en Chine

Valmistettu Kiinassa


I again tore down the reel and re-assembled it, inspecting every part. Tolerances are correct and tight and parts are well machined and alignedâ€¦ there are no "cheap Chinese parts" or manufacturing shortcuts in this reel!



If anything the reel has some "betterments" as I reported in the other thread—the aluminum handle is now beefier and has a rubber ergonomic grip—the main gear is thicker—the top metal drag washer is thicker and the drag washers are carbon fiber. I have no reason to believe that the brass gears are lesser than the brass gears found in other Ambassadors. Also, I re-cleaned the factory ss bearings and hand spun them on the end of an awl—no binding and smooth as silk.

There is no centrifugal brake mechanism in this reel. Instead the braking or throttling of the spool is achieved w/ magnets via the left side-plate mag control knob which has "click" settings from 1 to 12.





This knob initially seemed too easy to rotate and I thought would be prone to accidental bumps or movementâ€¦ However, the knobâ€™s tension or tightness can be adjusted by a back screw inside the left side-plateâ€¦




The reel comes w/ 3 small magnets installed in a 6 magnet position carriageâ€¦ I am assuming these are rare earth magnets and I found them to be very powerful compared to magnets in other reelsâ€¦ And itâ€™s the reelâ€™s mag control that appears to be the source, and not the closed bearing hubs, for



slowing down the spool I initially observedâ€¦

With the 3 magnets installed, the magnetic braking of the spool, even on the lowest mag control knob setting (#1), was too much! This is because there is not enough movement allowed for the carriage to travel away from the spool when the mag control knob is at the lowest setting. Well, after considerable trial and error, I have found a good setup for the magnetsâ€¦ two (2) magnets placed at opposite ends of the carriage as shownâ€¦



Anyway, I filled the reel w/ 20# mono and a long 60# mono shock leader. Mounted the reel on a 12â€™™ Heaver (St. Croix PSRC120XH2) and went to the field to cast just an 8 oz sinkerâ€¦



I was interested in 2 criteriaâ€”casting distance and the effectiveness of the mag controlâ€”| Using a Hatteras style cast:

Mag Control set at #12

Average of 3 casts - 117 yards, no fluffingâ€”|

Mag Control set at #8

Average of 3 casts - 123 yards, no fluffingâ€”|

Mag Control set at #4

Average of 3 casts - 131 yards, a little line fluffâ€”|

I consider this reel to be a large bait caster and coupled w/ a fixed spool spindle (axle) would not generally lend itself well to the longer castâ€”|. But the above results tell me that this reel does indeed cast longâ€”| I am not a proficient long caster and I was using 20# line w/ a long and heavy shock leaderâ€”| plus the St. Croix Heaver is very hard to load and I was not getting the full advantage of the rodâ€™s powerâ€”|

Anyway, the last cast of the day was a pendulum style cast which I am not very good atâ€”| I set the mag control knob at #9 to start the castâ€”| in flight during the cast I changed the mag control to #1. Line fluffed a littleâ€”| 136 yardsâ€”|

So, I was pleased w/ the results on the field for distance 😊â€”| The mag control was good, but I found the knob a little small to quickly grab and adjust w/ a cast in mid flightâ€”|

Conclusion so farâ€”the 7000i C3CT Mag Ambassadeur reel appears to be well made and its casting performance is very good 🍊🍊â€”|

However, I am not ready to say this reel is in the same league as the classic Ambassadeur 7500 CT™s w/ regard to casting distance. I need more time to fine tune the reel, get more familiar w/ the mag control and fish w/ it.

Poppy

#2  Drew C.



.

Way too many!

• .....

• 11,385 posts

Joined: Jan-20 2003

Posted July 01 2008 - 9:22 PM

WOW, nice review!

### #3 RCrowley



- 

5,000 Post Club!

-  Staff

- 10,485 posts

Joined: Oct-28 2004

Posted July 01 2008 - 9:42 PM

Could that sideplate with the mags fit other 7XXX series Abus?

or

Maybe the inner components (Knob, black plastic bracing etc.) could be applied to other 7XXX abus?

### #4 Chuck D



- 

1,000 Post Club!

- ●●●●●
- 2,306 posts

Joined: Jul-12 2006

Posted July 01 2008 - 9:46 PM



Any Poppy-post about an Abu is worth dropping everything to read. 🤖

#5 📧 cgg



- 
- 1,000 Post Club!

- ●●●●●
- 1,645 posts

Joined: Jul-19 2006

- LocationMashpee, MA

Posted July 01 2008 - 10:00 PM

I knew there was a reason I check SOL every day... Thanks very much--great report 🤖 🤖

#6  ooeric



•

1,000 Post Club!

•

•••••

• 2,388 posts

Joined: Jul-05 2007

Posted July 01 2008 - 10:34 PM

jeez poppy dont kill yourself pendulum casting a 8oz 225gr sinker. lol  
just do a groundcast, and we would all be still happy.  
good review 🏆

#7  pauley1



**5,000 Post Club!**

- ○○○○○○
- **5,277 posts**

**Joined: Feb-11 2008**

**Posted July 01 2008 - 11:22 PM**

**where can i get one? havent seen any in my area.**

**#8**  **jimmy z**



**Way too many!**

- ○○○○○○

- 18,977 posts

Joined: Apr-26 2005

Posted July 01 2008 - 11:46 PM

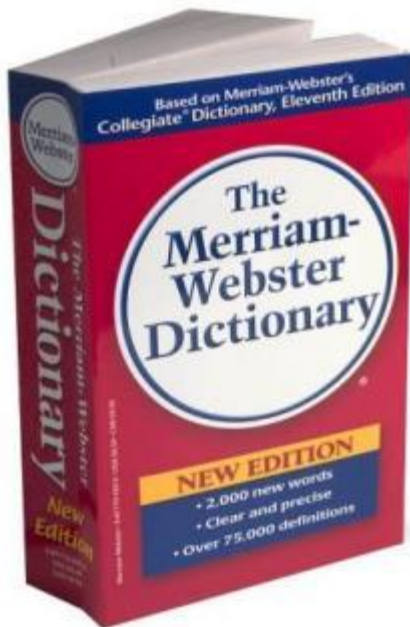
Thank you my friend, for your efforts. That is the info I was needing. 🤖

AKN-2 USS Sagittarius

BE ENCOURAGING, NOT DISCOURAGING

<\*((( )))>< <\*((( )))><

#9 🐸 lichum



- 

Way too many!

- •••••••



- 60,078 posts

Joined: Dec-28 2006

Posted July 02 2008 - 3:10 AM

Quote ↩



Any Poppy-post about an Abu is worth dropping everything to read. 🤖

Once again Poppy gives us the benefit of his time and experience.....resolving technical issues and answering our questions. The new Abu appears to be a solid reel that casts well.

The welfare state incubates social pathology.

#10 ↩ mantriumph



- 

1,000 Post Club!

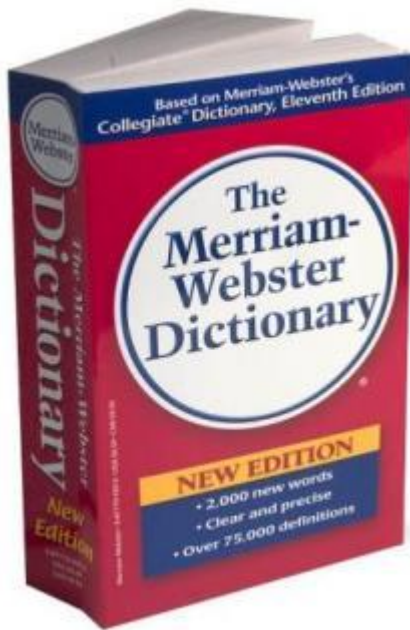
- ●●●●●
- 2,344 posts

Joined: May-02 2006

Posted July 02 2008 - 3:36 AM

Thank you for the time spent with the 7000mag.May have one myself after this post

#11 ↩lichum



•

Way too many!

• ○○○○○○○○

• 60,078 posts

Joined: Dec-28 2006

Posted July 02 2008 - 4:38 AM

Quote ↩

Thank you for the time spent with the 7000mag. May have one myself after this post

A good choice.

The welfare state incubates social pathology.

#12  StormCaster



5,000 Post Club!

- •••••••
- 6,092 posts

Joined: Jan-18 2006

Posted July 29 2008 - 7:42 AM

Poppy

Always a pleasure to read your post with those detailed pictures 

Early to bed, early to rise, fish all day, make up lies. - unknown

#13  echopeus



•

**1,000 Post Club!**

• 

• **2,806 posts**

**Joined: Sep-25 2007**

**Posted July 29 2008 - 7:59 AM**

**wow amazingly intuitive review... very thorough..... Poppy how many reels have you broken apart like this???**

**#14  Rumble Fish aka Poppy**



•

**1,000 Post Club!**

• 

• **4,370 posts**

**Joined: Dec-16 1999**

**Posted July 30 2008 - 9:49 AM**

**Quote:**

**Originally Posted by echopeus**

**...how many reels have you broken apart like this???**

**If I own a reel long enough and use it a lot, I eventually tear it down to the last part for maintenance...**

**Truth is though, a lot of reels do not need to be taken apart completely for routine annual maintenance...**

**Certainly, if the reel has been dunked and is not waterproof it needs to be completely torn down IMO...or if the reel has serious "deferred maintenance" and corrosion has taken hold.**

**When it comes to Ambassadeurs though I take them apart all the way...just something I like to do, especially during the winter months... They are generally not hard to take apart and re-assemble...the**

6500 series has 55- 60 parts...

Other conventional reels like the Shimano Calcutta are a PITA...the 400 level wind model has 110 individual parts...ridiculous!

Poppy

#15 🐟 StormCaster



•

5,000 Post Club!

•

••••••••

• 6,092 posts

Joined: Jan-18 2006

Posted July 30 2008 - 11:31 AM

Quote 🐟

Could that sideplate with the mags fit other 7XXX series Abus?

or

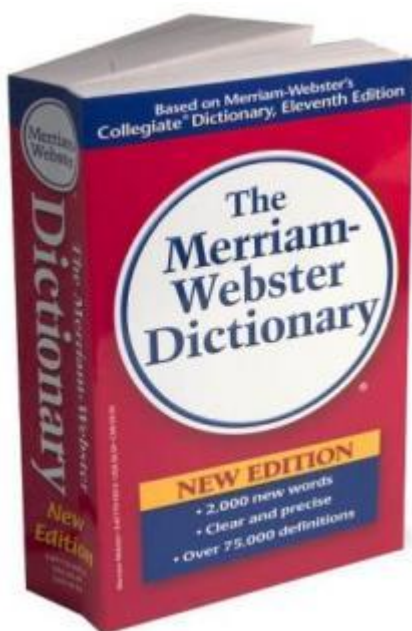
Maybe the inner components (Knob, black plastic bracing etc.) could be applied to other 7XXX abus?

I did check it with a newer 7000ISync and the spool shaft end is different from this one where it goes into the mag sideplate.

Are you casting far these days?

Early to bed, early to rise, fish all day, make up lies. - unknown

#16 ←lichum



•

Way too many!

• ○○○○○○

• 60,078 posts

Joined: Dec-28 2006



Posted July 30 2008 - 11:40 AM

Quote ↩

Thank you for the time spent with the 7000mag.May have one myself after this post

I'm gonna wait and see if ABU makes it in lefty.....I don't need the reel..... RIGHT NOW.

The welfare state incubates social pathology.

#17 ↩ amadablam2



•

New Member

• •  
• 3 posts

Joined: Aug-29 2008

Posted August 29 2008 - 3:40 PM

Hi All,

Just joined this site after browsing all the extremely interesting and informative information shared by you all.

Poppy, I really liked your review on the Abu 7000i C3CT high Speed!! Excellent work!

I recieved my reel today and was dissapointed at how slow it runs straight from the box, compared to the other Abus I own. It feels really over braked!

In your review you say that 2 magnets give a nice set up. Can I ask a stupid question? How do you determine the polarity of the magnets?

Also if only one magnet was used, would magnetic braking occur or is two the minimum?

Sorry for such silly questions on my first post! Thank you for taking the time to read it.

#18  pantherm



•

Elite Member

• 

• 745 posts

Joined: May-25 2006

Posted August 29 2008 - 3:50 PM

Excellent. i want one! Where do you get them?

#19 <cheech



•

1,000 Post Club!

• ●●●●●

• 1,931 posts

Joined: Sep-18 2007

Posted August 30 2008 - 9:28 AM

Take any magnet in hand and it should attract one reel magnet and repel the other, north and south. One magnet should work as knobby mag reels use a single magnet which can be adjusted very close to the

spool. How close the mag carriage gets to the spool will determine if you can use one magnet. Field cast weighted tennis balls to gauge adjustments.

#20 🐟 Rumble Fish aka Poppy



•

1,000 Post Club!

•

•••••

• 4,370 posts

Joined: Dec-16 1999

Posted August 30 2008 - 11:03 AM

cheech has it right...

In a one magnet set up...polarity does not matter...

In a 2+ magnet setup, polarity should be staggered N S N S N...etc...

I have been fishing the 7000i C3CT Mag of late...I am using 2 mags and getting good casting distance...but I think I will go w/ 1 mag and see what happens...

For sure, the factory installed 3 mags is over-kill and slows the reel too much...

Poppy

#21 amadablam2



New Member

- 3 posts

Joined: Aug-29 2008

Posted August 30 2008 - 12:02 PM

Thanks very much Cheech & Poppy,

Very much appreciate you both taking the time to reply and for helping out.

I think I will try two magnets the way you recommended Poppy and see how it goes and then if things go well, I might try a single one in the middle of the carrier.

I think Abu were over cautious with the braking system on these reels but I guess they were trying to cater for a wider market.

Personally, mine will be throwing out large fish baits and leads so I could do with alot less braking.

Thanks again folks, really appreciate your help.

#22 ↩staktup



•

5,000 Post Club!

- ○○○○○○
- 5,459 posts

Joined: Feb-14 2004

Posted August 30 2008 - 12:43 PM

As usual, nice post. Maybe you & Surfslinger can write a book on Abus.

#23 ↩amadablam2



New Member

• 3 posts

Joined: Aug-29 2008

Posted August 30 2008 - 5:15 PM

Quote ↩

Take any magnet in hand and it should attract one reel magnet and repel the other, north and south.

Hi Cheech, Poppy

I took two magnets and placed them at either end of the carrier, then used the third to test the polarity of each, it repelled one and was attracted to the other so I think I have done it right.

But when I spin the spool at various settings, there doesnt seem to be much of a difference in the spin time, between setting 1 and 12 the difference is about a second or slightly over.

Is this right?

I am going to take the reel to the beach tomorrow and try some casts.



Thanks in advance for your help.

#24  Penn



•

Member

•   
• 28 posts

Joined: Sep-19 2007

Posted October 30 2008 - 4:29 PM

Poppy clearly endeavored to analyze the 7000i reel but, unfortunately, he missed a few things. Please note that I am an Ambassadeur aficionado as I own dozens of the reels and tweak everything from the 4000 series to the 10,000 series.

The 7000i left side plate has some design and/or manufacturing problems. First, the magnetic control dial should have an O-ring to seal the opening from saltwater exposure. Second, this reel has a lot of plastic in it and plastic cannot be machined to the tolerances that metal can. Third, casting 120 yards should be achieved without any problem by almost any reel. Most drum fishermen start out at 150 yards and go further out from there. Fourth, and this is in multiple parts, the magnet holder (part # 1138504) has two support legs that slide over two base posts which are then sleeved with two weak springs and then a

screw over each post. The legs on the holder are too long. From click 1 to click 12, the magnet holder moves but about .002 of an inch. The magnet holder does not even make contact with the control knob and actuator (part # 1138499 into part # 11138496) until you click to number 8 or 9. One of the six reels we got into did not make contact until it hit number 10 which means that from 1 to 10, the "control" is the same. The problem here is that the 2 stands that go over the 2 posts are just too long. Shorten them up so that the magnet holder actually makes contact with the graduated actuator and you would have a functioning magnetic cast control. Another problem is that apparently none of the engineers on this project understand the properties of magnetic cast control. Three magnets did come with each reel. But the polarity was the same on each magnet. All three magnets were installed to "attract" the magnetic pull. What should have been is that the first and third set as they were with the center (#2) magnet reversed to "repel" the attraction. That is how you get a magnetic "flow" going for the process. We actually had to file down one of the "rings" of the stand on the magnet holder so it would slide up and down on the post without interference. And finally, the tension springs (part # 1138502) need to be stronger so as to be able to hold the magnet holder in place up on the graduated actuator. In my opinion, If Abu had replicated the design of the 6500 C3 CT Mag Hi-Speed, we would have been better served.

I agree with Poppy that the rest of the reel is primo. I would like to have seen a floating axel but that might be too much to ask for.

This reel is significantly larger and heavier than its 7500 Chrome and Blue counterparts. It does not throw as far - yet. If Abu modifies the magnet holder so that the magnets rest further into the side plate and expand from there with a reasonable amount of travel and control, then it will have a reel worth its reputation.

Lacking that, the suggestion I have is two fold. Either remove two of the three magnets and save them or, remove the entire magnetic apparatus, put grease instead of oil on the ends of the axle shafts, and go for it. The grease should slow down the rotation of the spool to enable control of the cast for average casters while more powerful distance casters will manage the rotation by thumb.

To answer another thread on this reel, please know that nothing on this reel is interchangeable with the older versions save maybe the handle. The design and manufactured parts are completely different from its predecessors.

If anybody has any further questions, contact me at pennvaughan@aol.com. As always, I will promptly respond to your inquiry.

#25 ↩ HalG



•

**Senior Member**

• ●●●

• 386 posts

**Joined: Oct-04 2007**

**Posted October 31 2008 - 6:40 AM**

Poppy, as a newbie to the sport I am simply astonished at the extent of your knowledge and dedication. There is a great deal of talent and the willingness to share on SOL. You personify that. While I honestly can follow only so much of your report at this juncture based on my limited experience, I tip my hat off to you and only wish that I lived next door. 😊

#26 ↩ pauley1



5,000 Post Club!

- ○○○○○○
- 5,277 posts

Joined: Feb-11 2008

Posted October 31 2008 - 2:42 PM

I cant wait to receive my 7000Mag 😊

#27 🗑️ Penn



Member

- ○○

- 28 posts

Joined: Sep-19 2007

Posted November 03 2008 - 12:36 AM

To all:

My last post told of the problems inherent with the 7000i C3 CT Mag reel in spite of Poppy's enthusiastic review. At the urging of Abu and others I have been able to make the magnetic brake system work properly. It does not cost anything and it takes less than an hour to do what is necessary to set the magnet further into the left sideplate and provide actual travel for the magnets. The average magnet travel distance before modification was 3 one-thousandths (.003) of an inch and now, after modification, is 41 thousandths (.041) of an inch. None of the 6 reels we received would spin the spool in free-spool mode more than 2 complete revolutions at the 1 setting. Now, the spool spins freely for dozens of revolutions at the 1 setting and yet still shuts down the spool at the 12 setting.

I have written a PDF document with pictures of the problem and what you need to do to fix it. Just email me at pennvaughan@aol.com and I will send you the document, as always, free of charge.

#28 ↩ Penn



•

Member

- ••
- 28 posts

Joined: Sep-19 2007

Posted November 03 2008 - 12:44 AM

To Amadablam2:

Read both posts by me entitled 7000i Mag Rebutal and the 7000i C3 CT Mag Rebutal which is currently on page two of the replies.

Email me at pennvaughan@aol.com and I will send you the PDF document I referenced in the second post and, as always, free of charge.

This will fix your problem.

- Penn Vaughan

#29  ooeric



•

1,000 Post Club!

- 2,388 posts

Joined: Jul-05 2007

Posted November 03 2008 - 2:25 AM

does the fix involve grinding down the knob ramp thingy?  
which pushes the mag carrier up and down.  
ive looked at mine, and gradient is awfully shallow.

#30 StormCaster



- 5,000 Post Club!

- 6,092 posts

Joined: Jan-18 2006

Posted November 03 2008 - 11:56 AM

Poppy as always says it in the most simplistic and provides pictures without sounding all too wordy. 🤔🤔

Anyway I have to agree that the 7500C3CT is one heck of a casting reel.



Early to bed, early to rise, fish all day, make up lies. - unknown

#31 🐟 Striped Bass



•

1,000 Post Club!

•

•••••

• 2,177 posts

Joined: Sep-26 2008

Posted November 03 2008 - 1:31 PM

Excellent reels, great casters, and with a fine tune as with any reel they will sing very nicely 🍷🧐🍷





"Get up, stand up, and fight for your rights" Bob Marley  
Catch & Release + Respect Mother Nature

#32 🐟 Rumble Fish aka Poppy



•

1,000 Post Club!

• ●●●●●●

• 4,370 posts

Joined: Dec-16 1999

Posted November 06 2008 - 10:57 AM

Pennâ€¦ some of your observations about the 7000i C3CT Mag are aligned w/ what I previously reported:

Quote:

And itâ€™s the reelâ€™s mag control that appears to be the source, and not the closed bearing hubs, for slowing down the spool I initially observedâ€¦

Quote:

With the 3 magnets installed, the magnetic braking of the spool, even on the lowest mag control knob

setting (#1), was too much! This is because there is not enough movement allowed for the carriage to travel away from the spool when the mag control knob is at the lowest setting.

Actually, when the reel was first released in Europe in 2007, there were 6 factory installed magnetsâ€¦ donâ€™t know what Abu and the Chinese were thinking, but the UK casters immediately reported back to Abu that there was too much mag braking. The reels thereafter released in Europe and the USA had 3 factory installed magnetsâ€¦

But even w/ only the 3 magnets, there was still too much brakingâ€¦ as I reported I took out 1 magnet and set the remaining to 2 magnets to the correct opposing polarity and placed them at each end of the carriageâ€¦

W/ 2 magnets as described the reelâ€™s spool is still not completely free of the effects of the mag braking at the lowest control knob settingâ€¦ Also it seems that as the knob is turned to the higher/highest setting, the increase in the mag braking is not progressively evenâ€¦ I even went down to 1 magnet, and even though the mag effect was less than w/ 2 magnets, the difference was miniscule at bestâ€¦

Yep, I was hoping that the factory mag braking on this reel would have had a wider breadth of controlâ€”meaning when set at the lowest setting there would no mag braking at allâ€¦ and increasing the control gave you incremental, even and progressive brakingâ€¦

But, since my report 4 months ago, I have had more opportunity to cast and fish w/ the reelâ€¦ And in spite of the mag braking issues, I have discovered that this reel is a long caster and almost on par w/ the 7500 CT Big Game and 7500 C3CTâ€¦ Thatâ€™s rightâ€¦ close to the legendary 7500 CT Big Game and 7500 C3CT for casting distanceâ€¦ And why is this? Not sure, especially when you consider that the effects of the factory mag braking cannot be backed off completely. I do note that the factory spool bearings seem exceptionally smooth and w/ a custom blend of bearing oil (TGâ€™s Rocket Fuel and blue label 3 in 1) the reel is casting pretty far on my Heaversâ€¦

The hope was that this reel would have out-casted the 7500 CT Big Game and 7500 C3CTâ€¦ and right now it doesnâ€™™tâ€¦ the mag control remains the issue as notedâ€¦ However, IMO its casting distance performance is still pretty good!

Poppy

#33  oeric



•

1,000 Post Club!

- 
- 2,388 posts

Joined: Jul-05 2007

Posted November 06 2008 - 11:56 AM

i still have yet to try mine poppy.

ive already modified that knobby actuator and enlarged the bearing hubs ever so slightly.

now the spool definitely rides on the bearings like the 7500s.

its raining today, my back is acting up. its my day off too. BLAH!!! 

## #34 ⚡ StormCaster



- 

5,000 Post Club!

- ●●●●●●

- 6,092 posts

Joined: Jan-18 2006

Posted November 06 2008 - 6:06 PM

Thanks for the update and enlightening me to your ongoing field testing.

Early to bed, early to rise, fish all day, make up lies. - unknown

## #35 ⚡ skinny



- 

New Member

- ●



- 3 posts

Joined: Nov-24 2009

Posted November 24 2009 - 5:30 AM

Quote



This is a follow up to the recent thread about the Ambassador 7000i C3CT Mag reel

<http://stripersonline.com/surftalk/showthread.php?t=591846>

The questions from the other thread were about the closed bearing hubs and that the same model reel released in the UK last year had what appeared to be a different looking hub

Bob Hulme w/ Pure Fishing (Abu Garcia) explained after he spoke w/ Abu in Sweden, that the 7000i C3CT

Mag HS reel was originally designed w/ the closed hubs and as far as they (Abu) knows all reels made to date should have the closed hubs. Bob said there was no explanation for why the UK pic from the internet showed what appeared to be a different looking hub.

I initially stated in the other thread that the closed hubs were interfering w/ the spool spindle (axle) and slowing down the spool. In response to my observations Bob also received this e-mail from Sweden:

The hole in the bushing is 3,15mm in diameter. The spool shaft is 2,97-2,99 in diameter. The inner diameter of the ball bearing is 2,995- 3 This means that in worst condition there is 0,015mm play between the spool shaft and the ball bearing but there will be 0,09 play between the shaft and the bushing. Ergo; the spool shaft is not touching the bushing.

Tight lines

Patrik Svensson

ABU PI director baitcast reels

Based on the info received from Sweden, I have confirmed that the hub port itself is clear of the spool spindle, albeit it is rather close.

Also, I thought the bearing's face, especially the face of the inner race was touching the closed hub during a cast and that this too was slowing down the spool some but I now believe this may not be an issue because the bearing(s) have float or lateral play in them and may not be rubbing the closed hubs as much as I thought.

Anyway, the reel box states "Made in China".

ambassadeur

7000iC3 CT MAG HS

 **Abu  
Garcia®**

F O R L I F E ™

Made in China

Tillverkad i Kina

Fabricado en China

In China hergestellt

Fabriqué en Chine

Valmistettu Kiinassa


I again tore down the reel and re-assembled it, inspecting every part. Tolerances are correct and tight and parts are well machined and aligned – there are no "cheap Chinese parts" or manufacturing shortcuts in this reel!



If anything the reel has some "betterments" as I reported in the other thread—the aluminum handle is now beefier and has a rubber ergonomic grip—the main gear is thicker—the top metal drag washer is thicker and the drag washers are carbon fiber. I have no reason to believe that the brass gears are lesser than the brass gears found in other Ambassadeurs. Also, I re-cleaned the factory ss bearings and hand spun them on the end of an awl—no binding and smooth as silk.

There is no centrifugal brake mechanism in this reel. Instead the braking or throttling of the spool is achieved w/ magnets via the left side-plate mag control knob which has "click" settings from 1 to 12.





This knob initially seemed too easy to rotate and I thought would be prone to accidental bumps or movementâ€¦ However, the knobâ€™s tension or tightness can be adjusted by a back screw inside the left side-plateâ€¦




The reel comes w/ 3 small magnets installed in a 6 magnet position carriageâ€¦ I am assuming these are rare earth magnets and I found them to be very powerful compared to magnets in other reelsâ€¦ And itâ€™s the reelâ€™s mag control that appears to be the source, and not the closed bearing hubs, for



slowing down the spool I initially observedâ€¦

With the 3 magnets installed, the magnetic braking of the spool, even on the lowest mag control knob setting (#1), was too much! This is because there is not enough movement allowed for the carriage to travel away from the spool when the mag control knob is at the lowest setting. Well, after considerable trial and error, I have found a good setup for the magnetsâ€¦ two (2) magnets placed at opposite ends of the carriage as shownâ€¦



Anyway, I filled the reel w/ 20# mono and a long 60# mono shock leader. Mounted the reel on a 12â€™<sup>TM</sup> Heaver (St. Croix PSRC120XH2) and went to the field to cast just an 8 oz sinkerâ€¦



I was interested in 2 criteriaâ€”casting distance and the effectiveness of the mag controlâ€”| Using a Hatteras style cast:

Mag Control set at #12

Average of 3 casts - 117 yards, no fluffingâ€”|

Mag Control set at #8

Average of 3 casts - 123 yards, no fluffingâ€”|

Mag Control set at #4

Average of 3 casts - 131 yards, a little line fluffâ€”|

I consider this reel to be a large bait caster and coupled w/ a fixed spool spindle (axle) would not generally lend itself well to the longer castâ€”|. But the above results tell me that this reel does indeed cast longâ€”| I am not a proficient long caster and I was using 20# line w/ a long and heavy shock leaderâ€”| plus the St. Croix Heaver is very hard to load and I was not getting the full advantage of the rodâ€™s powerâ€”|

Anyway, the last cast of the day was a pendulum style cast which I am not very good atâ€”| I set the mag control knob at #9 to start the castâ€”| in flight during the cast I changed the mag control to #1. Line fluffed a littleâ€”| 136 yardsâ€”|

So, I was pleased w/ the results on the field for distance 😊â€”| The mag control was good, but I found the knob a little small to quickly grab and adjust w/ a cast in mid flightâ€”|

Conclusion so farâ€”the 7000i C3CT Mag Ambassadeur reel appears to be well made and its casting performance is very good 🍊🍊â€”|

However, I am not ready to say this reel is in the same league as the classic Ambassador 7500 CT™s w/ regard to casting distance. I need more time to fine tune the reel, get more familiar w/ the mag control and fish w/ it.

Poppy

hi im over in great britain england and i need some help,i have a swedish version of the abu 7000i c3 ct mag hs.i bought it on e bay for a good price only used once,but it did not come in the original box and without instructions.i have tried writting to abu garcia for the insructions but still have not had any reply to my requests.

you seem to know what your doing with the said reel and wondered if you had a set of insructions and discriptions that i could possibly have,or information were i could get my hands on a set.

i hope yuo do not think i am being to cheeky in asking but im starting to run out of options of ever finding them.😞

thanks in advance brian aka skinny.

of all the things i have lost,  
only my mind needs to be found.

#36 ➡ AbuMike



•

1,000 Post Club!

• •••••

• 2,020 posts

Joined: Oct-02 2007

Posted November 24 2009 - 8:04 AM

i didn't know any of them were made in Sweden

#37  Awesome John



•

5,000 Post Club!

• •••••••

• 7,541 posts

Joined: Oct-15 2001

• LocationMARMARIS TURKEY

Posted November 24 2009 - 11:39 AM

Poppy thanks for a great indepth analysis. I own that reel and fish it often.. it is a blowup proof reel... if one is fishing big bait in big winds thats the moma I would take to the beach.

The new 7500C3CT "non mag" is also a killer reel and a serious distance caster... love em both! 🇹🇷

The Horizon Calls.....

#38 <skiny



New Member

•  
• 3 posts

Joined: Nov-24 2009

Posted November 24 2009 - 12:56 PM

Quote <

i didn't know any of them were made in Sweden

yes mate ,all brass gears inside.others were made with hard plastic gearing thats why this one is special.i read somewhere on the internet that the first batch was made there and after that there tooling was shipped out to the east and hence the plastic which not taking anything away from a brilliant reel made them to inferier spec.

i think the reel is great i just wish i could get more out of it,hence looking for service instuctions and users guide.

of all the things i have lost,  
only my mind needs to be found.

#39 < luckyOC



•

1,000 Post Club!

•



• 3,245 posts

Joined: Aug-12 2007

Posted November 25 2009 - 9:40 AM

remove, wrong thread, sorry

#40 < Basto



•

Senior Member

- ...
- 356 posts

Joined: Aug-09 2007

Posted November 26 2009 - 2:52 AM

I would rather have an Omoto copy of the old Abu7000c3

Any reel is only as good as it`s drag.

#41 ↩fsh101



•

Member

- ..
- 40 posts

Joined: Nov-23 2009

Posted November 29 2009 - 8:04 PM

Great review. and i think i need one of these.

