

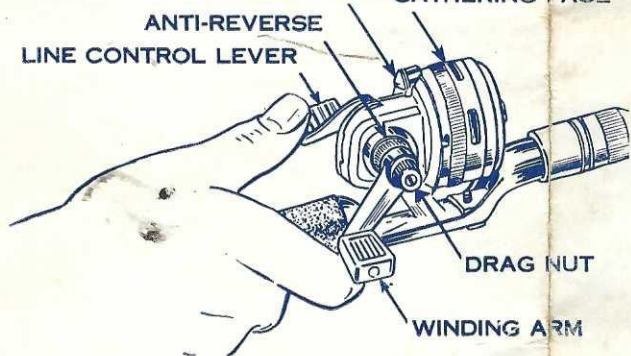
AIREX

Eldorado

INSTRUCTION MANUAL

GATHERING FACE CATCH GATHERING FACE

ANTI-REVERSE
LINE CONTROL LEVER




The Airex Eldorado is a newly - developed spinning and bait-casting reel which is perfectly balanced for all bait-casting rods.

It is the only closed faced reel with all true spinning reel features — a cross-wind stationary spool—a snap-off, snap-on gathering face—and absolutely **NO BACKLASH!**

Follow these simple instructions and your Eldorado will give you years of trouble-free pleasure and sport fishing.

Overhead Casting with Airex Eldorado



1. Start cast with rod at 10 o'clock position. Press down line control lever to keep line from spinning off the spool until ready to release.



2. Start of back stroke—Rod bends as you bring it up abruptly. Stroke stronger and faster with light lures—slower and easier with heavy lures.



3. Stop back stroke with rod at 12 o'clock position. Momentum bends rod backward.

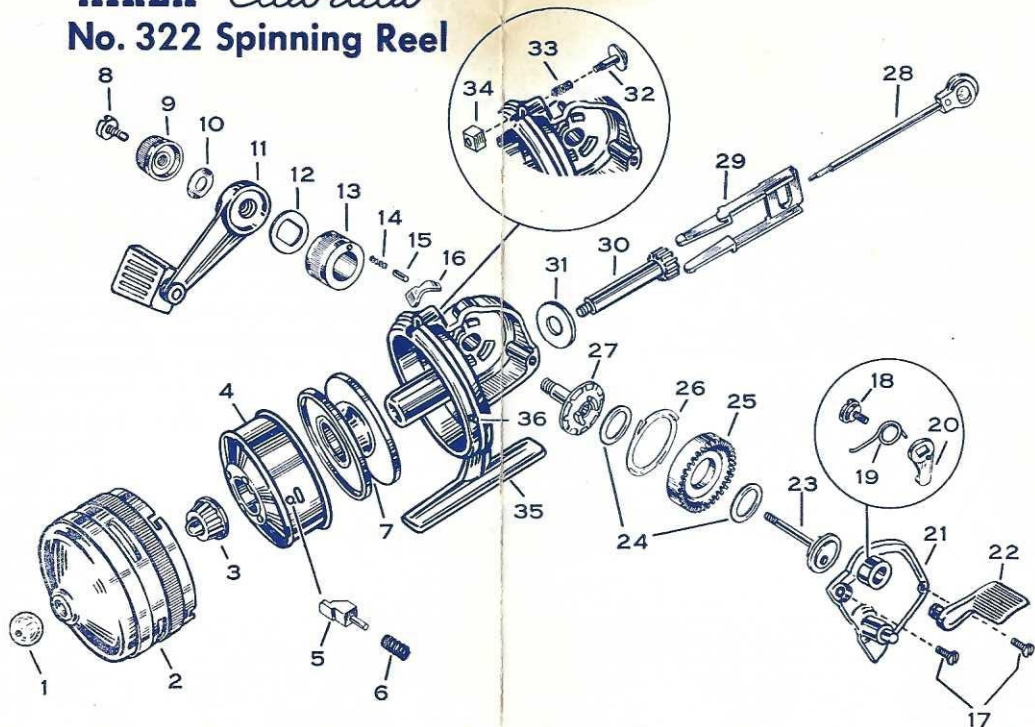


4. As back stroke is completed, flip wrist forward and without hesitation from 12 o'clock position while rod is stressed backward. Let rod do the work.



5. Release line control lever at 10 o'clock position to let line flow off spool. To feather line smoothly during cast press line control lever lightly (about half-way).

AIREX *Eldorado* No. 322 Spinning Reel



Ref. No.	Part No.	Part Name	Price
1	5320-13	Line Bead	.10
2	5322-90	Gathering Face Assem.	1.50
3	5322-85	Pickup Cam Assem.	.60
4	5322-70	Pickup Cone Assem.	2.00
5	5322-77	Pickup Body Assem.	.70
6	5320-39	Pickup Body Spring	.10
7	Cat. #804	Spool	1.50
8	5322-30	Drag Nut Screw	.12
9	5322-28	Drag Nut	.35
10	5322-24	Spring Washer	.10
11	5322-14	Winding Arm Assem.	1.25
12	5322-20	Bearing Washer	.10
13	5322-10	Anti-reverse Sleeve	.40
14	5322-11	Anti-reverse Spring	.10
15	5322-13	Anti-reverse Pin	.10
16	5322-12	Anti-reverse Pawl	.10
17	5325-120	Cover Screw	.10
18	5322-59	Control Lever Screw	.15

Ref. No.	Part No.	Part Name	Price
19	5322-58	Control Lever Spring	.10
20	5322-57	Control Lever Arm	.20
21	5322-50	Cover Assembly	1.50
22	5322-55	Control Lever	.60
23	5322-52	Crank Plate & Shaft	1.00
24	5322-23	Drag Washer	.15
25	5322-34	Main Gear	1.00
26	5322-26	Click Spring	.20
27	5322-37	Drag Plate Assem.	1.35
28	5322-39	Cam Shaft Assem.	.50
29	5322-36	Yoke	.50
30	5322-31	Pinion Shaft	.75
31	5322-32	Pinion Thrust Washer	.10
32	5322-61	Catch Screw	.10
33	5322-62	Catch Spring	.10
34	5322-60	Catch Nut	.10
35	5322-5	Housing & Pin Assem.	2.75
36	5320-6	Bayonet Lock Pin	.10

Note: When ordering please use the Part Number.

Changing Spools

To remove spool follow this procedure:

PULL BACK



1. Pull back gathering face catch and remove gathering face. Note that it has a bayonet-and-pin lock.



2. Press down line control lever and unscrew orange button by turning it in the direction of the arrow on its face. (It has a left-hand thread.)



3. Hold down blue lock button firmly and unscrew cup by turning it in the direction of the arrow. (It has a regular right-hand thread.)



4. Crank winding arm until spool is in outermost position. Squeeze orange locking fingers together and slide spool off shaft.

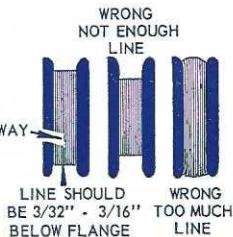
Using the Anti-Reverse Lock

All Airex reels are equipped with Airex anti-reverse lock which is very convenient for:

- Fighting heavy fish—put it "on" as soon as you set the hook. When fish takes line out against drag brake, stop turning crank handle. Resume retrieving as soon as fish stops.
- Landing or netting the fish.
- Trolling—Airex reels make perfect trolling outfits with anti-reverse lock "on" and drag properly adjusted.
- Still fishing—Simply feed out enough line for your purpose, set anti-reverse lock.
- Carrying outfit from place to place—set hook of lure in the guide, tighten line with reel and set anti-reverse lock "on".
- In the Airex Eldorado the anti-reverse lock is controlled by a sleeve conveniently located right below the winding arm. See illustration on the first page.

Spooling the Line

With the reel on rod handle run line through large butt guide and attach to reel spool. Wood spool must revolve while line is taken from it—to prevent line twist. Easiest way to do this is to make an axle with a pencil or nail and maintain slight tension on line while spooling.



Illustrations show correct and incorrect ways to wind spool.

Use of Drag

Airex Eldorado is equipped with an exclusive internal multiple disc drag. This protects your line and tackle from breakage by heavy fish or snagging.

The correct drag setting is just below the pound test of your line. Adjust your drag by turning the drag nut clockwise to increase tension or counter clockwise to decrease tension. Test your setting by pulling straight out on line from spool (with anti-reverse lock "on") until desired tension is reached.

Why No Backlash

The illustrations show, simply, the advantage of the spinning reel over the conventional type reel. When spin casting the line "coils" off the stationary spinning spool. There is no friction of a turning reel—no moving parts—no possibility of line binding and backing—**NO BACKLASH.**



Weight of Lines

For casting lures and baits from 1/16 to 1-3/4 ounce use lines from 4 lbs. test to 8 lbs. test. The line supplied with the Airex Eldorado is 8 lbs. test monofilament.

SERVICE INFORMATION

The Airex Eldorado will give you satisfactory service with a minimum of care. The reel should be cleaned and dried after every use. Occasional lubrication of all moving parts will add to its life. An exploded view of all Airex Eldorado components is provided for your convenience and all of the repair and replacement parts listed are available directly from the Service Division of Airex Corporation. There are Authorized Airex Service Stations conveniently located throughout the country to serve you. However, if you feel it is necessary to return your reel to the factory, mail to: Airex Corporation Service Division, 28 Sager Place, Irvington 11, N. J., postage prepaid, insured and return address clearly shown. Write explaining service desired. Be sure equipment is properly packaged to prevent damage in transit.

AIREX WARRANTY

All Airex products are unconditionally guaranteed for one year to be free of defective materials or workmanship. Any product, or part thereof, found defective upon factory inspection will be promptly replaced or repaired free of charge.

THE GEARS OF ALL AIREX REELS ARE UNCONDITIONALLY GUARANTEED FOR LIFE.

NOTE: In the event that your reel requires service of any kind within the one year guarantee period please forward it, accompanied by your purchase receipt to:

AIREX SERVICE DEPARTMENT

28 Sager Place

Irvington 11, N. J.

AIREX CORPORATION

Division of the Lionel Corporation

411 FOURTH AVENUE, NEW YORK 16, N. Y.