

Your new

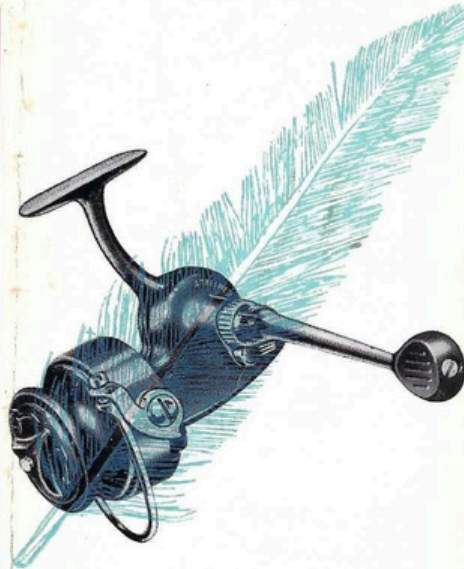
LIFETIME "CarGem,,

MIGNON 33

Ultralight

SPINNING REEL

INSTRUCTIONS
AND SPARE PARTS LIST



HOW TO USE AND CARE FOR YOUR

YOUR MIGNON 33 SPINNING REEL is a reliable, precision-made instrument built of the strongest, lightest metals, especially for ultralight spinning. With care, it will give you many years of faithful service.

If you follow these simple instructions, you can be sure of top performance from your Mignon 33, under the Lifetime Guarantee on the back of this folder.

OPERATION IS SIMPLE. Your Mignon 33 reel comes to you with handle and bail in storage position. To prepare reel for fishing, lift bail forward to engage the pick-up cam. Then swing the crank handle out to align it with the driving gear shaft, and lock in position by screwing the tightening nut forward.

Fill the spool with monofilament (see RECOMMENDED LINE), using backing to bring line to within 1/8 inch of the spool lip. Before threading line through rod guides, be sure to pass line through bail first.

To cast, reverse crank until line comes under your forefinger. Lift the line with the fingertip, then crank bail to top of flyer case. With your left thumb, push bail gently down. It will click into open position for casting.

Avoid forcing the bail. It is light and precisely adjusted, and if bent will not function perfectly.

BAIL AND HANDLE FOLD for easy, safe storage.

To fold handle, unscrew locking nut completely and press crank arm toward housing. To fold bail, crank bail to right side of reel and move pick-up releasing lever to right. Holding lever in this position, press bail down gently until it rests on housing cover. Keep reel in its waterproof bag during storage, to safeguard the bail and protect reel from dust and dirt.

TO INSERT NEW BAIL SPRING: fold bail to storage position, thus releasing tension on spring. Hold reel in left hand with bail resting gently against the palm, foot of reel pointing down.

With the right hand, remove cam screw. Using left thumb, move pick-up cam slightly forward and to the left, and hold it there while removing worn spring and inserting new one, making sure lower prong of spring seats in the hole provided. Return pick-up cam to original position, with upper prong of spring in hole of cam. Replace screw, using screwdriver only after making sure spring is properly seated.

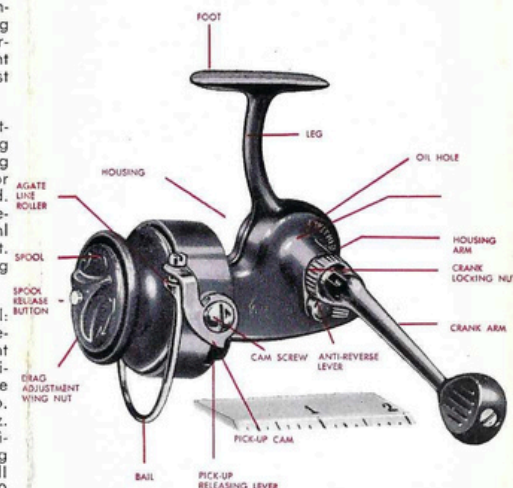
TO REMOVE SPOOL, turn crank until spool is in outward position. Holding lip of spool between second and third fingers, depress spool release button with thumb and lift out spool. When replacing spool, listen for it to « click » as spindle engages.

YOUR MIGNON 33 SPINNING REEL


TO ADJUST DRAG, turn wing nut clockwise to tighten, counterclockwise to loosen. Design of drag spring permits even pressure, resulting in super-smooth drag action essential for successful ultralight spinning. For best results, adjust drag to lightest practical tension.

TO LUBRICATE, use fine oil, such as Bardahl's Sportman's Oil, on ends of bail, crank handle pin, drag brake and (on some models) in oil hole on housing arm. **TO CLEAN,** use brush dipped in gasoline or carbon tetrachloride for removing grit and sand. After cleaning, oil as above. If housing cover is removed for internal cleaning, re-pack with Bardahl Multi-purpose Grease or similar quality lubricant. **Caution:** Do not remove internal parts, as doing so will invalidate the Lifetime Guarantee.

RECOMMENDED LINE for your Mignon 33 reel: World-famous Tortue monofilament is small diameters (1/2 to 4 lb. test) is unexcelled for ultralight spinning. For greatest casting ease, use lightest lines with lightest lures. In general, 2 lb. test Tortue will handle ultralight lures down to 1/16 oz.; 1 lb. test should be used for lures lighter than 1/16 oz. As 100 yards of line in more than adequate for fishing, spool should be partly filled with backing line. Without backing, your Mignon 33 reel will hold 230 yds. of 2 lb. test monofilament line; 200 yds. of 3 lb. test, or 170 yds. of 3 1/2 lb. line.



SPARE PARTS FOR YOUR "CarGem,"



MIGNON 33 SPINNING REEL

No. 1	Housing	\$ 8.20	» 27	Flyer counter-weight screw	.10
» 2	Driving gear	6.60	» 28	Flyer hexagonal retaining nut	.30
» 3	Driving gear hexagonal	1.00	» 29	Bail assembly (with 35 and 36)	2.50
» 4	Crank	1.80	» 30	Agate line guide	2.50
» 5	Crank pin	.25	» 31	Pick-up cam	.75
» 6	Crank tightening nut	.40	» 32	Pick-up spring	.25
» 7	Crank handle	.30	» 33	Pick-up cam nut	.25
» 8	Crank handle shaft	.30	» 34	Pick-up cam screw	.25
» 9	Spindle	3.30	» 35	Pick-up holding boss (see 29)	.30
» 10	Balbearing adjusting nut	1.00	» 36	Pick-up holding ball (see 29)	.15
» 11	Worm gear	4.15	» 37	Pick-up releasing lever	.45
» 12	Worm gear ball bearings	2.20	» 38	Pick-up releasing lever screw	.10
» 13	Flyer ball bearings	2.00	» 39	Pick-up releasing lever spring	.25
» 14	Ball bearing cup	1.00	» 40	Pick-up releasing lever spring screw	.10
» 15	Crosswind cam	2.50	» 41	Pick-up releasing lever tripping screw	.10
» 16	Spindle crosswind cam screw	.25	» 42	Spool	4.00
» 17	Driving gear crosswind cam screw	.25	» 43	Spool hub assembly (with 47 and 48)	2.00
» 18	Anti-reverse pawl	1.50	» 44	Drag spring	.65
» 19	Anti-reverse pawl spring	.15	» 45	Drag adjustment wing nut	.40
» 20	Anti-reverse ball	.10	» 46	Fiber drag washer	.10
» 21	Anti-reverse lever	.30	» 47	Spool release button (see 43)	.40
» 22	Anti-reverse lever screw	.10	» 48	Spool release button spring (see 43)	.10
» 23	Housing cover	2.70	» 49	Spool pawl	.20
» 24	Housing cover screw	.20	» 50	Spool pawl screw	.10
» 25	Flyer	5.00	» 51	Spool pawl spring screw	.10
» 26	Flyer counter-weight	.90	» 52	Spool pawl spring	.25

THIS CARGEM REEL CARRIES A LIFETIME GUARANTEE

This Cargem reel was precision-built of the finest materials by skilled craftsmen. Each part has been carefully tested, and the reel is guaranteed against defects in either materials or workmanship.

In case of **internal malfunction or defective part**, return reel promptly to Rockland Tackle Co., Inc., Suffern, N.Y., U.S.A. and

a brand new Cargem reel will be sent as a replacement. **There is no time limit on this warranty.**

Warranty does not apply to damage resulting from accident, alteration, misuse or abuse, and is invalid if housing cover has been removed for any reason, AND INNERPARTS TAMPERED WITH.

Spare **external parts** for Cargem reels are available from your dealer at nominal cost. Complete inventory of all parts (see reverse side) are maintained at Rockland Tackle Co., Inc., Suffern, N.Y., U.S.A.

Sole U. S. importer:
TACKLE TRADING CO., INC.
NEW YORK, N. Y.

Distributed exclusively by:
ROCKLAND TACKLE CO., INC.
SUFFERN, N. Y.