



US00D387274S

# United States Patent [19] Kliegl

[11] Patent Number: Des. 387,274

[45] Date of Patent: \*\*Dec. 9, 1997

[54] **COMBINED PACKAGE AND MOLD FOR FISHING BAIT**

[75] Inventor: **Ronald Kliegl**, Spirit Lake, Iowa

[73] Assignee: **Berkley, Inc.**, Spirit Lake, Iowa

[\*\*] Term: **14 Years**

[21] Appl. No.: **58,632**

[22] Filed: **Aug. 13, 1996**

[51] LOC (6) CL ..... **09-07**

[52] U.S. CL ..... **D9/418; D9/415; D9/345**

[58] **Field of Search** ..... **D9/415, 414, 345, D9/337, 456, 310, 418; D7/515, 516, 602, 628; 206/461-471, 495, 579, 315.11, 564, 494; D22/122, 127, 132-136, 138; 426/106, 129, 140**

3,900,105	8/1975	Wolfelsperger .....	426/129 X
4,230,729	10/1980	Hoelzel, Jr. ....	426/129 X
4,483,442	11/1984	Worth .....	206/564 X
4,516,707	5/1985	Crapanzano .....	206/315.11 X
5,085,879	2/1992	Elbaz .....	206/564 X

**OTHER PUBLICATIONS**

Techform Inc. Nov. 1982.

Modern Packaging. 1941, p. 300.

*Primary Examiner*—Prabhakar G. Deshmukh

*Attorney, Agent, or Firm*—Banner & Witcoff, Ltd.

[57] **CLAIM**

The ornamental design for a combined package and mold for fishing bait, as shown as described.

**DESCRIPTION**

FIG. 1 is a top plan view of a combined package and mold for fishing bait showing my new design;

FIG. 2 is a right side elevational view thereof; the left side elevational being a mirror image thereof;

FIG. 3 is a bottom plan view thereof;

FIG. 4 is a front elevational view thereof; and,

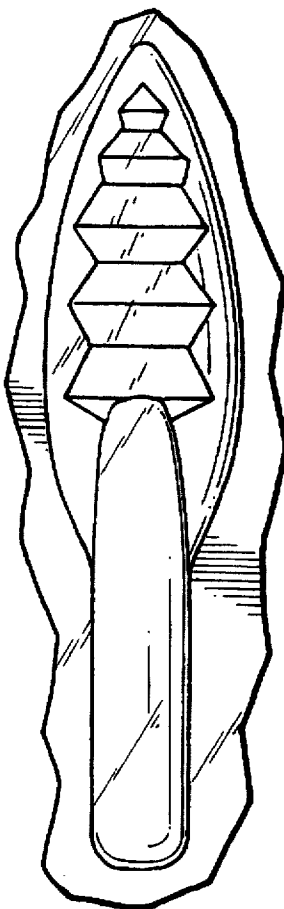
FIG. 5 is a rear elevational view thereof.

**1 Claim, 2 Drawing Sheets**

[56] **References Cited**

**U.S. PATENT DOCUMENTS**

D. 221,624	8/1971	Kremkau et al. ....	D9/345
D. 293,810	1/1988	Hill et al. ....	D22/133 X
D. 300,345	3/1989	Selby .....	D22/133 X
D. 368,221	3/1996	Montague .....	D9/345 X
827,855	8/1906	Farmer .....	D22/134 X



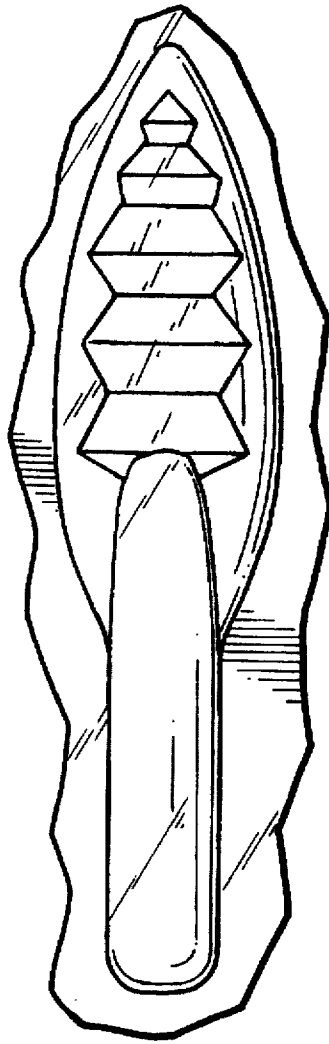


FIG. 1



FIG. 2

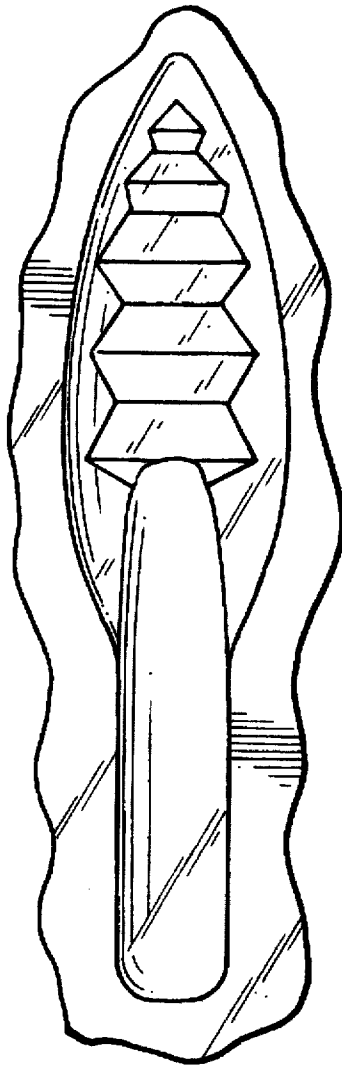


FIG. 3



FIG. 4

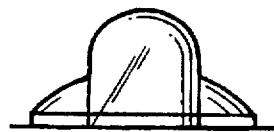


FIG. 5